


CLASSEMENT GÉNÉRAL TOUTES CATÉGORIES CONFONDUES PAR RANG


CLASSEMENT REALISE PAR CHRONOSPORTS - WWW.CHRONOSPORTS.FR																
RG.	TPS.	IDENTITE	PROVENANCE	KM/H.	TPS 1.	KM/H 1.	TPS 2.	KM/H 2.	TPS PUCE.	KM/H REEL.	RG./CAT.	CAT.	RG./SEX.	SEX.	DOS.	1ER.
1	2:38:48	DENIS Frédéric LAPLAGNE Dominique	[33]	15,94	0:48:54	18,15	1:49:54	14,95	2:38:45	15,94	1	M/M	1	M	58	1- M/M
2	2:39:09	DUPOUY Yannick	US TALENCE ATHLETISME [33]	15,90	0:53:06	16,72	1:46:03	15,50	2:39:06	15,91	1	SEM	2	M	810	1- SEM
3	2:40:22	BRUEL Patrice	Condom [32]	15,78	0:54:18	16,35	1:46:04	15,49	2:40:19	15,79	2	SEM	3	M	788	
4	2:42:14	JOUSSEAUME Jean-Marc	UMAPS [33]	15,60	0:53:06	16,72	1:49:08	15,06	2:42:11	15,61	1	V1M	4	M	751	1- V1M
5	2:46:35	PLOIX Ghislain	STADE MONTOIS [40]	15,19	0:55:56	15,87	1:50:39	14,85	2:46:31	15,20	2	V1M	5	M	750	
6	2:49:28	TARIS Patrice	CAISSE NATIONALE MUTUALITE [33]	14,94	0:56:13	15,79	1:53:15	14,51	2:49:25	14,94	3	SEM	6	M	191	
7	2:49:37	MESTADIER Christian	GROUPAMA [33]	14,92	0:57:29	15,44	1:52:08	14,66	2:49:32	14,93	4	SEM	7	M	628	
8	2:51:34	PLOUVIEZ Jérôme	BOULIAC SP [33]	14,75	0:53:06	16,72	1:58:28	13,87	2:51:31	14,76	5	SEM	8	M	778	
9	2:55:16	CAFFIER Luc	Thouare Sur Loire [44]	14,44	0:56:45	15,64	1:58:31	13,87	2:55:13	14,45	3	V1M	9	M	167	
10	2:55:49	LESCARET Stephane LESAGE Stéphane	MIMIZAN SENSATION TRIATHLON [40]	14,40	1:01:20	14,47	1:54:29	14,36	2:55:46	14,40	2	M/M	10	M	94	
11	2:58:11	BOULMIER Claude RENARD Gilles	[45]	14,21	1:08:12	13,02	1:49:59	14,94	2:57:36	14,25	3	M/M	11	M	18	
12	3:02:17	VATIN Jérôme	St Germain En Laye [78]	13,89	1:01:51	14,35	2:00:26	13,65	3:02:07	13,90	6	SEM	12	M	545	
13	3:02:28	JUBAULT Philippe	Blere [37]	13,87	1:02:43	14,15	1:59:45	13,72	3:02:22	13,88	7	SEM	13	M	470	
14	3:02:43	LEVESQUE Patrick	Perissac [33]	13,85	1:02:45	14,15	1:59:58	13,70	3:02:36	13,86	1	V2M	14	M	690	1- V2M
15	3:03:34	DECHONNE Pierre	Font Romeu [66]	13,79	0:57:07	15,54	2:06:27	13,00	3:03:29	13,79	8	SEM	15	M	205	
16	3:06:09	BAI Laurent	Paris [75]	13,60	1:01:46	14,37	2:04:23	13,21	3:05:24	13,65	9	SEM	16	M	453	
17	3:08:09	GACH Philippe	ASTROPODES [31]	13,45	1:03:23	14,00	2:04:46	13,17	3:08:00	13,46	4	V1M	17	M	651	
18	3:09:11	ARRAMY Laurent	COGNAC AC [16]	13,38	1:05:10	13,62	2:04:01	13,25	3:09:02	13,39	10	SEM	18	M	398	
19	3:11:11	CAMI Sebastien	VTT JALLES EVASION [33]	13,24	1:07:42	13,11	2:03:29	13,31	3:10:26	13,29	11	SEM	19	M	504	
20	3:11:21	NEGRE Sebastien	Talence [33]	13,23	1:01:07	14,52	2:10:14	12,62	3:11:08	13,24	12	SEM	20	M	590	
21	3:11:28	MENARD David	ESSMA CANDE [49]	13,22	1:03:25	14,00	2:08:03	12,83	3:11:18	13,23	13	SEM	21	M	660	
22	3:11:39	DAGORNE Patrick LE FLOCH Loïc	[33]	13,21	1:07:53	13,08	2:03:46	13,28	3:11:22	13,23	4	M/M	22	M	86	
23	3:11:42	DUMONT Laurent	AS LIBOURNE TRI [33]	13,20	0:58:47	15,10	2:12:55	12,36	3:11:36	13,21	5	V1M	23	M	707	
24	3:11:49	GESTA Pierre	SC ARES OXYGENE [33]	13,20	1:02:39	14,17	2:09:10	12,72	3:11:46	13,20	6	V1M	24	M	358	
25	3:12:33	MORIONES Manuel CANTERO Sébastien	USCRD CENON [33]	13,14	1:08:18	13,00	2:04:15	13,23	3:12:03	13,18	5	M/M	25	M	71	
26	3:13:15	FOUGERON Xavier	CANEJAN ATHLETISME [33]	13,10	1:04:20	13,80	2:08:55	12,75	3:13:06	13,11	7	V1M	26	M	525	
27	3:13:35	LEVESQUE Loïc	Perissac [33]	13,07	1:02:43	14,15	2:10:52	12,56	3:13:28	13,08	14	SEM	27	M	691	
28	3:13:43	GARCIA CACERES Peiö	Arras [62]	13,07	1:03:50	13,91	2:09:53	12,65	3:13:37	13,07	15	SEM	28	M	779	



RG.	TPS.	IDENTITE	PROVENANCE	KM/H.	TPS 1.	KM/H 1.	TPS 2.	KM/H 2.	TPS PUCE.	KM/H REEL.	RG./CAT.	CAT.	RG./SEX.	SEX.	DOS.	1ER.
29	3:14:25	LAVILLE Romain LOUIN Patrick	[33]	13,02	1:04:06	13,85	2:10:19	12,61	3:14:21	13,02	6	M/M	29	M	1120	
30	3:14:44	DOS SANTOS Jose	Lege Cap Ferret [33]	13,00	1:04:39	13,73	2:10:05	12,63	3:14:35	13,01	8	V1M	30	M	492	
31	3:14:57	DIQUELOU Franck	Eugenie Les Bains [40]	12,98	1:02:12	14,27	2:12:45	12,38	3:14:48	12,99	9	V1M	31	M	147	
32	3:15:46	BASTO Lino CASSICA Patrick	ATHLETISME DE LEGE CAP FERRET [33]	12,93	1:06:55	13,27	2:08:51	12,75	3:15:29	12,95	7	M/M	32	M	66	
33	3:17:10	POUZEAUD Frédéric	BSL TRIATHLON [33]	12,84	1:03:34	13,96	2:13:36	12,30	3:17:04	12,84	10	V1M	33	M	675	
34	3:17:13	VIMENEY Michel	STADE LANGONNAIS ATHLETISME [33]	12,83	1:05:23	13,58	2:11:50	12,47	3:17:05	12,84	2	V2M	34	M	247	
35	3:17:24	FOURTHON Jean-François	Avensan [33]	12,82	1:05:46	13,50	2:11:38	12,48	3:17:13	12,83	3	V2M	35	M	735	
36	3:17:36	YONNET Joachim	COGNAC AC [16]	12,81	1:07:03	13,24	2:10:33	12,59	3:17:28	12,82	16	SEM	36	M	657	
37	3:17:53	MOUNIER Joel	St Medard En Jalles [33]	12,79	1:07:06	13,23	2:10:47	12,57	3:17:49	12,79	4	V2M	37	M	584	
38	3:18:08	BRETEAU Michel	Nanterre [92]	12,77	1:06:02	13,44	2:12:06	12,44	3:18:03	12,78	5	V2M	38	M	609	
39	3:18:19	BUCHOU Arnaud	Eysines [33]	12,76	1:08:22	12,98	2:09:57	12,65	3:17:42	12,80	17	SEM	39	M	354	
40	3:18:21	THARAN Daniel	GROUPAMA [33]	12,76	1:05:07	13,63	2:13:14	12,33	3:18:05	12,78	6	V2M	40	M	625	
41	3:18:24	BEYRAND Annick	AS ILLACAISE [33]	12,76	1:05:45	13,50	2:12:39	12,39	3:18:19	12,76	1	V1F	1	F	233	1- VF1
42	3:18:39	BALOCHE Cedric	Libourne [33]	12,74	1:08:23	12,98	2:10:16	12,62	3:18:33	12,75	18	SEM	41	M	486	
43	3:18:44	DAVID Cyril	Izon [33]	12,74	1:03:09	14,06	2:15:35	12,12	3:18:39	12,74	19	SEM	42	M	764	
44	3:19:19	ALARY Christophe	US TALENCE ATHLETISME [33]	12,70	1:07:32	13,14	2:11:47	12,47	3:19:13	12,70	11	V1M	43	M	807	
45	3:19:29	GOUBERT David	Leognan [33]	12,69	1:03:30	13,98	2:15:59	12,08	3:19:17	12,70	20	SEM	44	M	457	
46	3:19:31	LAVERGNE Jean-Pierre	Bruges [33]	12,69	1:06:20	13,38	2:13:11	12,34	3:19:27	12,69	12	V1M	45	M	485	
47	3:19:36	L HOPITAL Jean-Yvon	S/L PLOUZANE AG [40]	12,68	1:04:18	13,81	2:15:18	12,15	3:19:29	12,69	1	V3M	46	M	586	1- V3M
48	3:19:56	BIBENS Joel	GROUPAMA [33]	12,66	1:05:03	13,65	2:14:53	12,18	3:19:50	12,67	7	V2M	47	M	632	
49	3:20:09	BOUCHITE John	Vincennes [94]	12,65	1:05:46	13,50	2:14:23	12,23	3:19:05	12,71	21	SEM	48	M	380	
50	3:20:42	LOUSTAUNAU Gilles	Candresse [40]	12,61	1:06:03	13,44	2:14:39	12,20	3:20:07	12,65	22	SEM	49	M	592	
51	3:20:45	RICHARD Laurent	Niort [79]	12,61	1:07:45	13,10	2:13:00	12,36	3:20:31	12,62	13	V1M	50	M	378	
52	3:20:51	DUPUY Alexandre	REGAZ [40]	12,60	1:00:41	14,63	2:20:10	11,72	3:20:48	12,60	23	SEM	51	M	661	
53	3:20:54	BOSCHAT Yannick	PASS RUNNING [40]	12,60	1:08:15	13,01	2:12:39	12,39	3:20:27	12,63	24	SEM	52	M	158	
54	3:21:12	PERAUD Laurent	REGAZ [33]	12,58	1:07:52	13,08	2:13:20	12,33	3:21:06	12,59	25	SEM	53	M	170	
55	3:21:29	CODATO Philippe	St Sulpice De Faleyrens [33]	12,56	1:09:13	12,82	2:12:16	12,42	3:21:14	12,58	14	V1M	54	M	513	
56	3:21:49	DROUET Gilles LOISEAU Jean-Patrick	[40]	12,54	1:09:55	12,70	2:11:54	12,46	3:21:21	12,57	8	M/M	55	M	43	
57	3:21:49	BALLESTER Eric LABAT Eric	[40]	12,54	1:09:55	12,70	2:11:54	12,46	3:21:21	12,57	9	M/M	56	M	47	
58	3:22:02	NAUROY Luc	Fargues St Hilaire [33]	12,53	1:08:20	12,99	2:13:42	12,29	3:21:10	12,58	15	V1M	57	M	499	
59	3:22:02	ECHARRI Luis	Pessac [33]	12,53	1:08:21	12,99	2:13:41	12,29	3:21:09	12,58	16	V1M	58	M	782	
60	3:22:11	LEMEE-LEBEAU Marc DELETANG Pascal	[33]	12,52	1:13:36	12,06	2:08:35	12,78	3:21:36	12,55	10	M/M	59	M	1126	
61	3:22:24	LARRIAUT Marielle GUILBOT Jean	TDR AVENTURES [33]	12,50	1:11:10	12,47	2:11:14	12,52	3:22:00	12,53	1	M/F	60	M	90	1- M/F

M/M = marathon Duo (Homme/Homme) • M/F = marathon Duo (Homme/Femme) • F/F = marathon Duo (Femme/Femme)
SE(?) = Senior • V(1,2,3,4)(?) = Vétérans • ES(?) = Espoir


Marathon Duo
Marathon (Femme)



RG.	TPS.	IDENTITE	PROVENANCE	KM/H.	TPS 1.	KM/H 1.	TPS 2.	KM/H 2.	TPS PUCE.	KM/H REEL.	RG./CAT.	CAT.	RG./SEX.	SEX.	DOS.	1ER.
62	3:22:31	BLANC Bernard	CHU BORDEAUX [33]	12,50	1:06:57	13,26	2:15:34	12,12	3:22:28	12,50	8	V2M	61	M	150	
63	3:22:48	GOIS Alain	ANONYMES DU CAMPUS [33]	12,48	1:03:26	13,99	2:19:22	11,79	3:22:45	12,48	17	V1M	62	M	737	
64	3:22:56	LEHAGUEZ Laurent	AS AMBARES [33]	12,47	1:07:26	13,16	2:15:30	12,13	3:22:45	12,48	18	V1M	63	M	271	
65	3:22:59	MANET Cedric	Oloron Ste Marie [64]	12,47	1:09:48	12,72	2:13:11	12,34	3:22:35	12,49	26	SEM	64	M	598	
66	3:23:05	COSMAR Jean-Marc MARTIN Jean-Pierre	SCREG SO [33]	12,46	1:05:29	13,56	2:17:36	11,94	3:22:52	12,48	11	M/M	65	M	1116	
67	3:23:10	BEAUMONT Thierry	Voiron [38]	12,46	1:09:28	12,78	2:13:42	12,29	3:22:55	12,47	19	V1M	66	M	467	
68	3:23:13	DUBOS David	ASCGG POLYMUSCLEE [33]	12,45	1:07:38	13,12	2:15:35	12,12	3:22:57	12,47	27	SEM	67	M	185	
69	3:23:23	DEFFRENNES Dimitri LAPLASSOTTE Michel	OEYRELUY RUNNING [40]	12,44	1:00:58	14,56	2:22:25	11,54	3:23:14	12,45	12	M/M	68	M	57	
70	3:23:31	NOTELLE Benedicte MAIRE Patrick	SC ARES [33]	12,44	1:24:16	10,53	1:59:15	13,78	3:23:21	12,45	2	M/F	69	M	34	
71	3:23:45	THOMAS Eric	Niort [79]	12,42	1:10:51	12,53	2:12:54	12,37	3:23:26	12,44	20	V1M	70	M	479	
72	3:23:53	GONIN Daniel	SC ARES OXYGENE [33]	12,41	1:06:40	13,32	2:17:13	11,98	3:23:49	12,42	28	SEM	71	M	449	
73	3:23:55	LEDUC Alain SEGUIN Maurice	STADE BORDELAIS [33]	12,41	1:12:42	12,21	2:11:13	12,52	3:23:47	12,42	13	M/M	72	M	50	
74	3:24:02	CUGGIA Bruno	Cadaujac [33]	12,40	1:00:57	14,56	2:23:05	11,48	3:23:58	12,41	21	V1M	73	M	526	
75	3:24:26	LAUGA Christophe	GROUPAMA [33]	12,38	1:07:33	13,14	2:16:53	12,01	3:24:08	12,40	22	V1M	74	M	633	
76	3:24:36	CASSAGNE Jean-François	Beychac Et Caillau [33]	12,37	1:04:08	13,84	2:20:28	11,70	3:24:24	12,38	29	SEM	75	M	345	
77	3:24:36	GRENOUILLET Julien	Blanquefort [33]	12,37	1:08:23	12,98	2:16:13	12,06	3:24:30	12,38	30	SEM	76	M	587	
78	3:24:53	MEDER Karine LACOSTE Sébastien	ECUREUILS [33]	12,35	1:12:34	12,23	2:12:19	12,42	3:24:18	12,39	3	M/F	77	M	26	
79	3:25:15	GARCIA Jean-François BAGNERES Patrick	ECUREUILS [33]	12,33	1:07:45	13,10	2:17:30	11,95	3:24:42	12,36	14	M/M	78	M	28	
80	3:25:21	MONNERON Thierry	COGNAC AC [16]	12,33	1:08:15	13,01	2:17:06	11,99	3:25:13	12,33	23	V1M	79	M	403	
81	3:25:23	DANIEL-DAVID Gilbert	St Juery []	12,32	1:09:23	12,79	2:16:00	12,08	3:25:16	12,33	9	V2M	80	M	827	
82	3:25:26	TARRAGO TORRES Dominique	St Martin De Laye [33]	12,32	1:10:03	12,67	2:15:23	12,14	3:25:17	12,33	31	SEM	81	M	514	
83	3:25:29	CAUHAPE Jean-Marc	Bordeaux [33]	12,32	1:09:46	12,72	2:15:43	12,11	3:25:08	12,34	24	V1M	82	M	371	
84	3:26:01	TOCUT Emmanuel	Lyon [69]	12,29	1:12:11	12,30	2:13:50	12,28	3:25:27	12,32	32	SEM	83	M	476	
85	3:26:23	TRIVIERE Michel	Bordeaux [33]	12,26	1:06:40	13,32	2:19:43	11,76	3:26:04	12,28	33	SEM	84	M	333	
86	3:26:51	VENTOLINI Morena LACHAUD Sébastien	[45]	12,24	1:13:12	12,13	2:13:39	12,30	3:26:13	12,27	4	M/F	85	M	17	
87	3:26:55	FRANCO Michel	GROUPAMA [33]	12,23	1:12:34	12,23	2:14:21	12,23	3:26:34	12,25	25	V1M	86	M	618	
88	3:27:24	GOACOLOU Bruno	Villenave D Ornon [33]	12,20	1:10:04	12,67	2:17:20	11,97	3:27:19	12,21	34	SEM	87	M	501	
89	3:27:26	RASSAT Damien	Montigny Le Bretonneux [78]	12,20	1:03:43	13,93	2:23:43	11,43	3:27:22	12,21	35	SEM	88	M	610	
90	3:28:07	POUX Jeremy VIALA Franck	[33]	12,16	1:13:49	12,02	2:14:18	12,24	3:27:45	12,18	15	M/M	89	M	1119	
91	3:28:11	TARIS Herve	CAISSE NATIONALE MUTUALITE [33]	12,16	1:07:31	13,15	2:20:40	11,68	3:28:02	12,17	36	SEM	90	M	192	
92	3:28:31	FORD Martin	Paris [GBR]	12,14	1:08:26	12,97	2:20:05	11,73	3:28:26	12,14	10	V2M	91	M	733	
93	3:28:35	FABRE Jean-Sebastien	ATHLETIC CLUB ANGERIEN [17]	12,13	1:07:31	13,15	2:21:04	11,65	3:28:19	12,15	37	SEM	92	M	323	
94	3:28:44	CAZENAVE Laurent	Ares [33]	12,13	1:12:36	12,23	2:16:08	12,07	3:28:26	12,14	38	SEM	93	M	465	

M/M = marathon Duo (Homme/Homme) • M/F = marathon Duo (Homme/Femme) • F/F = marathon Duo (Femme/Femme)
SE(?) = Senior • V(1,2,3,4)(?) = Vétéran • ES(?) = Espoir


Marathon Duo
Marathon (Femme)



RG.	TPS.	IDENTITE	PROVENANCE	KM/H.	TPS 1.	KM/H 1.	TPS 2.	KM/H 2.	TPS PUCE.	KM/H REEL.	RG./CAT.	CAT.	RG./SEX.	SEX.	DOS.	1ER.
95	3:29:00	MOREAU Yohann MASSE Manuel	MONTENDRE TRIATHLON [17]	12,11	1:08:49	12,90	2:20:11	11,72	3:28:22	12,15	16	M/M	94	M	29	
96	3:29:02	PORCHER Thierry	AL ST MEDARD DE MUSSIDAN [24]	12,11	1:11:13	12,46	2:17:49	11,92	3:28:38	12,13	39	SEM	95	M	595	
97	3:29:05	REBILLON Sylvain	AS AMBARES [33]	12,11	1:07:25	13,17	2:21:40	11,60	3:28:55	12,11	26	V1M	96	M	264	
98	3:29:07	SAUGNAC Johnny	SC ARES OXYGENE [33]	12,10	1:10:14	12,64	2:18:53	11,83	3:29:03	12,11	40	SEM	97	M	777	
99	3:29:09	NOYE Julien	TRI CLUB MONTAUBAN [82]	12,10	1:12:23	12,26	2:16:46	12,02	3:28:53	12,12	41	SEM	98	M	784	
100	3:29:12	MARCHAND ALLERON Agnes	EA ST QUENTIN [78]	12,10	1:11:43	12,38	2:17:29	11,95	3:29:09	12,10	2	V1F	2	F	234	
101	3:29:18	BLANCHARD Sebastien	FFA [24]	12,09	1:09:41	12,74	2:19:37	11,77	3:28:59	12,11	42	SEM	99	M	374	
102	3:29:19	DUPONT Olivier	ASRHV [77]	12,09	1:09:17	12,81	2:20:02	11,74	3:29:04	12,11	27	V1M	100	M	208	
103	3:29:19	SUISSE Laurence	Voiron [38]	12,09	1:11:19	12,45	2:18:00	11,91	3:29:04	12,11	3	V1F	3	F	466	
104	3:29:22	DEZITTER Jean-Luc	AS SPORT ENDURANCE [33]	12,09	1:10:32	12,58	2:18:50	11,84	3:28:40	12,13	11	V2M	101	M	640	
105	3:29:39	BERHOUEY Christophe	Pessac [33]	12,07	1:10:17	12,63	2:19:22	11,79	3:29:01	12,11	43	SEM	102	M	819	
106	3:29:51	GLEYZE Eric	SCREG SO [32]	12,06	1:12:35	12,23	2:17:16	11,97	3:29:32	12,08	44	SEM	103	M	794	
107	3:29:58	CASTAGNEDE Jean-Yves	Tosse [40]	12,05	1:05:10	13,62	2:24:48	11,35	3:29:51	12,06	28	V1M	104	M	113	
108	3:30:12	GASQUE Dominique CASTAING Jean-Bertrand	[33]	12,04	1:10:19	12,62	2:19:53	11,75	3:30:06	12,05	17	M/M	105	M	25	
109	3:30:17	ANGELIER Jean-Philippe	Lyon [69]	12,04	1:12:20	12,27	2:17:57	11,91	3:29:48	12,06	45	SEM	106	M	666	
110	3:30:25	GERLERO Thierry	KILOVE [33]	12,03	1:10:37	12,57	2:19:48	11,75	3:29:51	12,06	46	SEM	107	M	755	
111	3:30:26	CHOCHOIS Cedric	Assat [64]	12,03	1:10:36	12,57	2:19:50	11,75	3:30:19	12,03	47	SEM	108	M	160	
112	3:31:08	BERNARD Pascal	Merignac [33]	11,99	1:10:41	12,56	2:20:27	11,70	3:30:57	12,00	29	V1M	109	M	107	
113	3:31:16	DESPUJOLS Eric	Semens [33]	11,98	1:12:13	12,29	2:19:03	11,82	3:30:53	12,00	30	V1M	110	M	448	
114	3:31:16	GRIGIS Joel	ADIDAS RUNNING CREW [33]	11,98	1:14:09	11,97	2:17:07	11,98	3:31:07	11,99	31	V1M	111	M	753	
115	3:31:27	JACQUELINE Patrick	GROUPAMA [33]	11,97	1:07:54	13,07	2:23:33	11,45	3:31:15	11,98	32	V1M	112	M	624	
116	3:31:48	GERME Lionel	DASSAULT BORDEAUX SPORT [33]	11,95	1:12:35	12,23	2:19:13	11,80	3:31:05	11,99	48	SEM	113	M	697	
117	3:31:55	LEFRANCOIS Sebastien	Pessac [33]	11,94	1:10:03	12,67	2:21:52	11,58	3:31:44	11,95	33	V1M	114	M	197	
118	3:32:03	DAVASSE Joël	SCREG SO [47]	11,94	1:09:06	12,85	2:22:57	11,50	3:31:47	11,95	34	V1M	115	M	792	
119	3:32:20	MAZZONI Simone	Paris [ITA]	11,92	1:15:59	11,68	2:16:21	12,05	3:31:42	11,96	49	SEM	116	M	727	
120	3:32:34	FRAYSSINOUS Guy ABDERRAHMANE Farid	STADE BORDELAIS [33]	11,91	1:17:47	11,41	2:14:47	12,19	3:32:22	11,92	18	M/M	117	M	1105	
121	3:32:45	RIMBERT Richard	Talence [33]	11,90	1:14:10	11,97	2:18:35	11,86	3:32:41	11,90	35	V1M	118	M	480	
122	3:32:56	ANQUETIL Laurent	Veauville Les Baons [76]	11,89	1:10:08	12,66	2:22:48	11,51	3:32:51	11,89	36	V1M	119	M	714	
123	3:32:58	APPERE Philippe	Martillac [33]	11,88	1:10:26	12,60	2:22:32	11,53	3:32:38	11,90	37	V1M	120	M	443	
124	3:33:09	BOTELLA Jean-Yves	Izon [33]	11,87	1:12:19	12,27	2:20:50	11,67	3:33:04	11,88	50	SEM	121	M	428	
125	3:33:10	VAN CUYCK Pierre	Lege Cap Ferret [33]	11,87	1:07:53	13,08	2:25:17	11,31	3:33:05	11,88	38	V1M	122	M	200	
126	3:33:15	VERGNAUD Patrick	Merignac [33]	11,87	1:12:35	12,23	2:20:40	11,68	3:33:05	11,88	39	V1M	123	M	517	
127	3:33:17	MARTIN Bernard	COGNAC AC [16]	11,87	1:10:24	12,61	2:22:53	11,50	3:33:09	11,87	12	V2M	124	M	583	
128	3:33:28	BONY Jérôme	Landiras [33]	11,86	1:11:26	12,43	2:22:02	11,57	3:33:07	11,88	51	SEM	125	M	278	
129	3:33:31	DRY Sebastien	Merignac [33]	11,85	1:11:32	12,41	2:21:59	11,57	3:33:20	11,86	52	SEM	126	M	716	

M/M = marathon Duo (Homme/Homme) • M/F = marathon Duo (Homme/Femme) • F/F = marathon Duo (Femme/Femme)
SE(?) = Senior • V(1,2,3,4)(?) = Vétérans • ES(?) = Espoir


Marathon Duo
Marathon (Femme)



RG.	TPS.	IDENTITE	PROVENANCE	KM/H.	TPS 1.	KM/H 1.	TPS 2.	KM/H 2.	TPS PUCE.	KM/H REEL.	RG./CAT.	CAT.	RG./SEX.	SEX.	DOS.	1ER.
130	3:33:32	TYMOWSKI Stanislas CHEVET Patrick	Bordeaux [33]	11,85	1:14:39	11,89	2:18:53	11,83	3:33:19	11,86	19	M/M	127	M	1124	
131	3:33:33	GADRET Emmanuel	Bordeaux [33]	11,85	1:12:20	12,27	2:21:13	11,64	3:33:19	11,86	53	SEM	128	M	765	
132	3:33:43	GAUDERAT Dominique	GROUPAMA [33]	11,84	1:12:33	12,23	2:21:10	11,64	3:33:27	11,86	4	V1F	4	F	699	
133	3:33:53	BAYLE Francis	CONSEILS-COURSEAPIED.COM [87]	11,83	1:14:10	11,97	2:19:43	11,76	3:33:44	11,84	13	V2M	129	M	225	
134	3:34:04	FAVRE Michel PORLIER Alain	COURIR A AUDENGE [33]	11,82	1:10:16	12,63	2:23:48	11,43	3:33:51	11,84	20	M/M	130	M	69	
135	3:34:13	LAFARGOUILLE Anne MINO Philippe	MILLES PATTES [33]	11,81	1:14:51	11,86	2:19:22	11,79	3:33:47	11,84	5	M/F	131	M	1107	
136	3:34:27	MESLIER Olivier	CANEJAN ATHLETISME [33]	11,80	1:06:12	13,41	2:28:15	11,08	3:34:17	11,81	14	V2M	132	M	142	
137	3:34:35	MOUCHET Jean-Bernard	Leognan [33]	11,79	1:11:11	12,47	2:23:24	11,46	3:34:12	11,82	40	V1M	133	M	194	
138	3:34:40	CHOCHOIS Gabriel	Toulouse [31]	11,79	1:12:36	12,23	2:22:04	11,57	3:34:33	11,80	54	SEM	134	M	161	
139	3:34:52	LE SAINT Daniel	Salles [33]	11,78	1:08:29	12,96	2:26:23	11,23	3:34:45	11,79	41	V1M	135	M	339	
140	3:35:09	QUETELARD Mathieu	Bordeaux [33]	11,76	1:12:47	12,20	2:22:22	11,54	3:34:57	11,77	55	SEM	136	M	452	
141	3:35:12	CABANNES Serge	SCREG SO [40]	11,76	1:12:36	12,23	2:22:36	11,52	3:34:31	11,80	42	V1M	137	M	796	
142	3:35:28	BOURGEOIS Bernard	GROUPAMA [33]	11,75	1:13:22	12,10	2:22:06	11,56	3:35:07	11,77	43	V1M	138	M	631	
143	3:35:43	SERANI Laurent	Bordeaux [33]	11,73	1:12:35	12,23	2:23:08	11,48	3:35:33	11,74	44	V1M	139	M	659	
144	3:37:18	ARMAND Chloé CANCELLIERI Jean-Michel	SCREG SO [33]	11,65	1:08:01	13,05	2:29:17	11,01	3:37:06	11,66	6	M/F	140	M	1118	
145	3:37:23	RENAULT Bertrand	Gradignan [33]	11,64	1:14:10	11,97	2:23:13	11,47	3:37:14	11,65	45	V1M	141	M	596	
146	3:37:25	PITON Aurelien	Bordeaux [33]	11,64	1:13:25	12,09	2:24:00	11,41	3:37:10	11,65	56	SEM	142	M	706	
147	3:37:36	LARCHE Bruno	Gujan Mestras [33]	11,63	1:13:20	12,10	2:24:16	11,39	3:37:28	11,64	46	V1M	143	M	681	
148	3:37:37	DUBOURG Jean-Noel	Gujan Mestras [33]	11,63	1:13:20	12,10	2:24:17	11,39	3:37:29	11,64	47	V1M	144	M	705	
149	3:37:47	ALVES DE OLIVEIRA Nicolas ETCHEVERRY Cyril	SCREG SO [33]	11,62	1:13:49	12,02	2:23:58	11,41	3:37:22	11,64	21	M/M	145	M	1117	
150	3:37:48	GUILLEN Alain	Villenave D Ornon [33]	11,62	1:12:06	12,31	2:25:42	11,28	3:37:24	11,64	15	V2M	146	M	663	
151	3:37:53	POIGNET Alain	Rennes [35]	11,62	1:15:23	11,77	2:22:30	11,53	3:37:39	11,63	2	V3M	147	M	802	
152	3:38:08	HUOT Brigitte HURSON Christian	ASJ LA CHAUSSEE ST VICTOR [33]	11,60	1:27:33	10,14	2:10:35	12,58	3:38:08	11,60	7	M/F	148	M	1106	
153	3:38:26	TOKPANOU Fabrice-Charles	GROUPAMA [79]	11,59	1:09:08	12,84	2:29:18	11,01	3:38:06	11,60	57	SEM	149	M	635	
154	3:38:26	LEMEUNIER Vincent	ALCF [33]	11,59	1:13:39	12,05	2:24:47	11,35	3:38:06	11,60	48	V1M	150	M	769	
155	3:38:45	MOREAU Joel	St Pierre De Mons [33]	11,57	1:14:04	11,98	2:24:41	11,36	3:38:05	11,61	49	V1M	151	M	401	
156	3:38:49	MARCOS Dominique MARCOS Jean-Michel	[40]	11,57	1:16:42	11,57	2:22:07	11,56	3:38:12	11,60	8	M/F	152	M	56	
157	3:38:51	BARLOT Fabien	CAP AULNAT [63]	11,56	1:06:58	13,26	2:31:53	10,82	3:38:41	11,57	50	V1M	153	M	221	
158	3:38:59	JOUBERT Henry	Villie Morgon [69]	11,56	1:14:54	11,85	2:24:05	11,41	3:38:00	11,61	3	V3M	154	M	481	
159	3:39:13	BOTELLA Frédéric GROUARD Frédéric	STADE BORDELAIS [33]	11,55	1:10:05	12,67	2:29:08	11,02	3:39:13	11,55	22	M/M	155	M	1101	
160	3:39:18	GRANDJEAN Gerald	Talence [33]	11,54	1:15:05	11,82	2:24:13	11,39	3:38:39	11,58	58	SEM	156	M	263	
161	3:39:23	DUPIRE Thierry LANCIAU Michel	[45]	11,54	1:13:12	12,13	2:26:11	11,24	3:38:45	11,57	23	M/M	157	M	16	

M/M = marathon Duo (Homme/Homme) • M/F = marathon Duo (Homme/Femme) • F/F = marathon Duo (Femme/Femme)
SE(?) = Senior • V(1,2,3,4)(?) = Vétérans • ES(?) = Espoir


Marathon Duo
Marathon (Femme)



RG.	TPS.	IDENTITE	PROVENANCE	KM/H.	TPS 1.	KM/H 1.	TPS 2.	KM/H 2.	TPS PUCE.	KM/H REEL.	RG./CAT.	CAT.	RG./SEX.	SEX.	DOS.	1ER.
162	3:39:28	RAMON Cyril	Andernos [33]	11,53	1:17:03	11,52	2:22:25	11,54	3:39:19	11,54	59	SEM	158	M	433	
163	3:39:40	ROUGIER Frédéric	Lege Cap Ferret [33]	11,52	1:12:34	12,23	2:27:06	11,17	3:39:35	11,53	60	SEM	159	M	790	
164	3:39:42	MATHIEU Christophe FELICI Bruno	[33]	11,52	1:06:18	13,39	2:33:24	10,71	3:39:34	11,53	24	M/M	160	M	99	
165	3:39:50	BIRAUD Jean-Christophe	MEDOC EN COURSE [33]	11,51	1:04:39	13,73	2:35:11	10,59	3:39:47	11,52	61	SEM	161	M	615	
166	3:40:08	BLACHERE Herve CRESPER Damien	[33]	11,50	1:14:38	11,89	2:25:30	11,29	3:39:54	11,51	25	M/M	162	M	89	
167	3:40:21	DABOUST Jérôme	Bordeaux [33]	11,49	1:13:22	12,10	2:26:59	11,18	3:40:01	11,50	62	SEM	163	M	537	
168	3:40:28	ABELLA Eric	Villelongue [66]	11,48	1:13:52	12,02	2:26:36	11,21	3:40:22	11,48	63	SEM	164	M	206	
169	3:40:33	NADE Philippe	Cadaujac [33]	11,48	1:13:51	12,02	2:26:42	11,20	3:40:10	11,50	51	V1M	165	M	577	
170	3:40:37	BAUDAUX Benoit	Paris [75]	11,47	1:14:14	11,96	2:26:23	11,23	3:40:12	11,49	64	SEM	166	M	296	
171	3:40:43	DAUGIERAS Didier	CHU BORDEAUX [33]	11,47	1:15:35	11,74	2:25:08	11,32	3:39:58	11,51	16	V2M	167	M	157	
172	3:40:43	MARIA Veronique	CHU SPORT [33]	11,47	1:15:35	11,74	2:25:08	11,32	3:39:59	11,50	5	V1F	5	F	360	
173	3:40:59	ALTHABE Richard	ASPTT BORDEAUX [33]	11,45	1:06:56	13,26	2:34:03	10,67	3:40:52	11,46	52	V1M	168	M	655	
174	3:41:00	DUTEL Pascal	CA PICTAVE [86]	11,45	1:10:59	12,50	2:30:01	10,95	3:40:50	11,46	53	V1M	169	M	445	
175	3:41:03	GUY Pascal	Bordeaux [33]	11,45	1:13:55	12,01	2:27:08	11,17	3:40:30	11,48	54	V1M	170	M	391	
176	3:41:10	DUPIOL Florent	Martignas Sur Jalles [33]	11,44	1:10:23	12,61	2:30:47	10,90	3:41:04	11,45	55	V1M	171	M	787	
177	3:41:13	BERNARD Frédéric	Metz [57]	11,44	1:16:21	11,63	2:24:52	11,34	3:40:26	11,48	56	V1M	172	M	175	
178	3:41:15	LUMINEL Alain	Rueil Malmaison [92]	11,44	1:13:20	12,10	2:27:55	11,11	3:40:41	11,47	57	V1M	173	M	396	
179	3:41:19	PLANTARD Joel	Floirac [33]	11,44					3:41:19	11,44	17	V2M	174	M	754	
180	3:41:21	PISCIONE Yann	La Brede [33]	11,43	1:11:27	12,42	2:29:54	10,96	3:40:40	11,47	58	V1M	175	M	603	
181	3:41:22	BOURG Michel CHAVEROUX Patrick	SPERIDION PERIGORD [24]	11,43	1:20:31	11,02	2:20:51	11,67	3:40:40	11,47	26	M/M	176	M	85	
182	3:41:43	LACAZE Olivier	Audenge [33]	11,41	1:10:39	12,56	2:31:04	10,88	3:41:33	11,42	65	SEM	177	M	662	
183	3:41:44	REDON Laurent	Gradignan [33]	11,41	1:12:17	12,28	2:29:27	11,00	3:41:33	11,42	59	V1M	178	M	763	
184	3:42:01	AMOROS André DEBIAIS Didier	[33]	11,40	1:16:53	11,54	2:25:08	11,32	3:41:53	11,41	27	M/M	179	M	81	
185	3:42:06	DOZ Marion LACAZE Jean-Yves	ALCF [33]	11,40	1:13:13	12,12	2:28:53	11,04	3:41:55	11,40	9	M/F	180	M	41	
186	3:42:15	BOISSEAU Jean-Marc	CLERMONT TRIATHLON [63]	11,39	1:05:45	13,50	2:36:30	10,50	3:42:12	11,39	60	V1M	181	M	216	
187	3:42:31	RUPP Laurence RUPP Paul-Antoine	[33]	11,37	1:19:25	11,18	2:23:06	11,48	3:42:02	11,40	10	M/F	182	M	8	
188	3:42:32	PICO Gerard	GROUPAMA [33]	11,37	1:12:34	12,23	2:29:58	10,96	3:42:16	11,39	18	V2M	183	M	619	
189	3:42:37	FORTERRE Philippe	Cadarsac [33]	11,37	1:10:01	12,68	2:32:36	10,77	3:41:40	11,42	61	V1M	184	M	348	
190	3:42:42	BLIAULT Didier	Pessac [33]	11,36	1:14:07	11,98	2:28:35	11,06	3:42:16	11,39	62	V1M	185	M	195	
191	3:42:43	BAROIS Nadine CROS Françoise	CANEJAN ATHLETISME [33]	11,36	1:26:35	10,25	2:16:08	12,07	3:41:49	11,41	1	F/F	186	M	92	1- F/F
192	3:42:48	CORBI Manuel	C.A. PERIGUEUX TRIATHLON [24]	11,36	1:10:04	12,67	2:32:44	10,76	3:42:21	11,38	63	V1M	187	M	786	
193	3:42:51	LINET Fabien ROYAN Sébastien	CAV [33]	11,36	1:16:52	11,55	2:25:59	11,26	3:42:18	11,39	28	M/M	188	M	64	

M/M = marathon Duo (Homme/Homme) • M/F = marathon Duo (Homme/Femme) • F/F = marathon Duo (Femme/Femme)
SE(?) = Senior • V(1,2,3,4)(?) = Vétéran • ES(?) = Espoir


Marathon Duo
Marathon (Femme)



RG.	TPS.	IDENTITE	PROVENANCE	KM/H.	TPS 1.	KM/H 1.	TPS 2.	KM/H 2.	TPS PUCE.	KM/H REEL.	RG./CAT.	CAT.	RG./SEX.	SEX.	DOS.	1ER.
194	3:42:54	ROMATET Helene DUMAS Jean-Jacques	US DAX [40]	11,35	1:14:00	12,00	2:28:54	11,04	3:42:18	11,39	11	M/F	189	M	52	
195	3:43:07	PRAUD Christophe	Ambares [33]	11,34	1:16:50	11,55	2:26:17	11,23	3:42:47	11,36	66	SEM	190	M	565	
196	3:43:17	GIRARDEAU Eric GIRARDEAU Frédéric	[33]	11,33	1:19:27	11,17	2:23:50	11,42	3:42:47	11,36	29	M/M	191	M	13	
197	3:43:18	GARAT Sylvie GARAT Alexis	[33]	11,33	1:21:21	10,91	2:21:57	11,58	3:43:18	11,33	12	M/F	192	M	15	
198	3:43:29	DEMASSOUGNE Laurent	Dissay [86]	11,32	1:16:50	11,55	2:26:39	11,21	3:42:57	11,35	67	SEM	193	M	318	
199	3:43:40	MILLEROU Jean-Marie	AS AMBARES [33]	11,32	1:14:08	11,97	2:29:32	10,99	3:43:27	11,33	19	V2M	194	M	267	
200	3:43:42	DROUADAINE Jean-Philippe	Gondrin [32]	11,31	1:16:30	11,60	2:27:12	11,16	3:43:14	11,34	64	V1M	195	M	304	
201	3:43:43	ORLHAC Jean-Marie PAOLANTONI Stéphane	[33]	11,31	1:22:07	10,81	2:21:36	11,61	3:43:36	11,32	30	M/M	196	M	67	
202	3:43:48	DUBOIS Jean-Denis	GROUPAMA [33]	11,31	1:12:55	12,17	2:30:53	10,89	3:43:29	11,32	20	V2M	197	M	626	
203	3:43:48	WURRY Nathalie	ADIDAS RUNNING CREW [33]	11,31	1:16:50	11,55	2:26:58	11,18	3:43:25	11,33	6	V1F	6	F	321	
204	3:43:59	MAS Philippe	LECLERC [33]	11,30	1:16:31	11,60	2:27:28	11,14	3:43:44	11,31	65	V1M	198	M	522	
205	3:44:09	LUSSAC David	LECLERC [33]	11,29	1:16:31	11,60	2:27:38	11,13	3:44:09	11,29	66	V1M	199	M	524	
206	3:44:16	ELMON Sandra GUILLARD Christelle	[17]	11,29	1:19:20	11,19	2:24:56	11,34	3:43:38	11,32	2	F/F	200	M	31	
207	3:44:26	MOUNIER Michel	Lamballe [22]	11,28	1:16:47	11,56	2:27:39	11,13	3:43:48	11,31	4	V3M	201	M	746	
208	3:44:51	DESPREAUX Patrick NOTTIN Serge	[33]	11,26	1:12:50	12,19	2:32:01	10,81	3:44:51	11,26	31	M/M	202	M	80	
209	3:45:07	CHIMOT Jacques	Lege Cap Ferret [33]	11,24	1:14:30	11,91	2:30:37	10,91	3:44:51	11,26	67	V1M	203	M	536	
210	3:45:10	JAMMES Michel	Le Fleix [24]	11,24	1:10:26	12,60	2:34:44	10,62	3:44:39	11,27	68	SEM	204	M	400	
211	3:45:25	PORTEIX Eric	Perpignan [66]	11,23	1:14:02	11,99	2:31:23	10,85	3:45:18	11,23	69	SEM	205	M	821	
212	3:45:33	GUIBRETEAU Jean-Claude	St Georges Des Coteaux [17]	11,22	1:16:20	11,63	2:29:13	11,01	3:44:18	11,28	21	V2M	206	M	362	
213	3:45:37	DESPUJOLS Andre	ALCF [33]	11,22	1:12:14	12,29	2:33:23	10,71	3:45:18	11,23	68	V1M	207	M	447	
214	3:45:38	MARTIN Sebastien	PASS'RUNNING [33]	11,22	1:07:24	13,17	2:38:14	10,38	3:44:46	11,26	70	SEM	208	M	686	
215	3:45:42	VIALA Sophie	CAV [33]	11,21	1:17:15	11,49	2:28:27	11,07	3:44:44	11,26	7	V1F	7	F	237	
216	3:45:46	LEVEQUE Nathalie	Bordeaux [33]	11,21	1:16:51	11,55	2:28:55	11,03	3:45:25	11,23	1	SEF	8	F	124	1- SEF
217	3:46:07	CHARDIN Eric	KEKES DU BOCAGE [17]	11,19	1:23:11	10,67	2:22:56	11,50	3:45:16	11,24	69	V1M	209	M	458	
218	3:46:09	POINEAU Bertrand	PASS'RUNNING [33]	11,19	1:07:04	13,24	2:39:05	10,33	3:45:58	11,20	70	V1M	210	M	730	
219	3:46:16	LATIER Jean-Louis	AS AMBARES [33]	11,19	1:14:08	11,97	2:32:08	10,80	3:46:03	11,20	71	V1M	211	M	269	
220	3:46:24	BOUCHOT Jean-Marc	Pontenx Les Forges [40]	11,18	1:16:29	11,61	2:29:55	10,96	3:45:48	11,21	72	V1M	212	M	804	
221	3:46:31	HOURTIGUET Catherine	Izon [33]	11,17	1:16:51	11,55	2:29:40	10,98	3:45:48	11,21	8	V1F	9	F	420	
222	3:46:32	FOURNELLE Noelle SOUPOU Marcellus	CHU SPORT BORDEAUX [33]	11,17	1:15:06	11,82	2:31:26	10,85	3:45:48	11,21	13	M/F	213	M	23	
223	3:46:39	BUREAU Laurent	Bruges [33]	11,17	1:16:53	11,54	2:29:46	10,97	3:46:11	11,19	73	V1M	214	M	180	
224	3:46:41	BILLAUX Max	Andernos [33]	11,16					3:46:38	11,17	74	V1M	215	M	715	
225	3:46:54	HANSMANNEL Xavier BARBREAUX Frédéric	[33]	11,15	1:25:38	10,36	2:21:16	11,63	3:46:46	11,16	32	M/M	216	M	63	
226	3:46:56	HORTIN Max	GROUPAMA [33]	11,15	1:12:55	12,17	2:34:01	10,67	3:46:32	11,17	71	SEM	217	M	617	

M/M = marathon Duo (Homme/Homme) • M/F = marathon Duo (Homme/Femme) • F/F = marathon Duo (Femme/Femme)
SE(?) = Senior • V(1,2,3,4)(?) = Vétérans • ES(?) = Espoir


Marathon Duo
Marathon (Femme)



RG.	TPS.	IDENTITE	PROVENANCE	KM/H.	TPS 1.	KM/H 1.	TPS 2.	KM/H 2.	TPS PUCE.	KM/H REEL.	RG./CAT.	CAT.	RG./SEX.	SEX.	DOS.	1ER.
227	3:46:57	AGNIMEL Aurelien	Marcheprime [33]	11,15	1:16:50	11,55	2:30:07	10,95	3:46:57	11,15	75	V1M	218	M	122	
228	3:46:57	ESTAY Florence MORAX Laurent	SPORT POUR TOUS [33]	11,15	1:18:12	11,35	2:28:45	11,05	3:46:28	11,18	14	M/F	219	M	9	
229	3:46:59	GALINON Louis	GRAND ANGOULEME ATHLETISME [16]	11,15	1:14:28	11,92	2:32:31	10,77	3:46:46	11,16	22	V2M	220	M	187	
230	3:47:07	ESNAULT Albert ESNAULT Elisabeth	[33]	11,14	1:12:46	12,20	2:34:21	10,65	3:46:54	11,15	15	M/F	221	M	65	
231	3:47:09	GRISSET David	Bordeaux [33]	11,14	1:07:15	13,20	2:39:54	10,28	3:47:09	11,14	72	SEM	222	M	108	
232	3:47:29	LAPORTE Sebastien	Bayonne [64]	11,13	1:15:11	11,81	2:32:18	10,79	3:46:49	11,16	73	SEM	223	M	759	
233	3:47:40	BIRON Laurence DILLY François	[33]	11,12	1:20:27	11,03	2:27:13	11,16	3:47:17	11,14	16	M/F	224	M	97	
234	3:47:45	BILLAT Franck	FFA [33]	11,11	1:16:53	11,54	2:30:52	10,89	3:47:18	11,13	74	SEM	225	M	169	
235	3:47:55	ROUSSEAU Thierry	Pessac [33]	11,10	1:21:32	10,89	2:26:23	11,23	3:47:44	11,11	76	V1M	226	M	704	
236	3:47:56	CUGUILLIERE Alain	CAV [33]	11,10	1:17:53	11,40	2:30:03	10,95	3:46:58	11,15	77	V1M	227	M	417	
237	3:48:04	PEREZ Jean-Pierre	Castelnau Medoc [33]	11,10	1:04:54	13,68	2:43:10	10,07	3:47:40	11,12	23	V2M	228	M	725	
238	3:48:37	GIRARD Cecile DUCASSE Yan	US DAX [33]	11,07	1:28:16	10,06	2:20:21	11,71	3:48:09	11,09	17	M/F	229	M	24	
239	3:48:38	DUCASSE Marlene	[40]	11,07	1:28:15	10,06	2:20:23	11,71	3:48:08	11,09	18	M/F	230	M	62	
240	3:48:43	JOANNY Cedric	Clermont Ferrand [63]	11,07	1:15:53	11,70	2:32:50	10,75	3:47:58	11,10	75	SEM	231	M	112	
241	3:48:47	BALESTE Laure	La Teste De Buch [33]	11,06	1:18:15	11,34	2:30:32	10,92	3:47:54	11,11	9	V1F	10	F	611	
242	3:48:47	BALESTE Nadia	La Teste De Buch [33]	11,06	1:18:15	11,34	2:30:32	10,92	3:47:54	11,11	10	V1F	11	F	612	
243	3:48:48	LEMAIRE Christine DESSIOUX Jean-François	CANEJAN ATHLETISME [33]	11,06	1:20:43	11,00	2:28:05	11,10	3:48:35	11,07	19	M/F	232	M	72	
244	3:48:49	CHALET Pierre-Edouard	Bordeaux [33]	11,06	1:12:48	12,19	2:36:01	10,53	3:48:19	11,08	76	SEM	233	M	441	
245	3:48:50	LABERDESQUE Joel	Souesmes [41]	11,06	1:12:16	12,28	2:36:34	10,50	3:48:40	11,07	77	SEM	234	M	599	
246	3:48:58	ASSANI Anthoumani	CSA SOUGE [33]	11,05	1:05:46	13,50	2:43:12	10,07	3:48:53	11,06	78	SEM	235	M	471	
247	3:49:06	BAUR Thomas	Bordeaux [33]	11,05	1:03:08	14,06	2:45:58	9,90	3:48:30	11,08	79	SEM	236	M	600	
248	3:49:07	LACHAT Michel	Camblanes [33]	11,05	1:16:31	11,60	2:32:36	10,77	3:48:11	11,09	78	V1M	237	M	390	
249	3:49:12	COURBIN Olivier	Le Bouscat [33]	11,04	1:17:27	11,46	2:31:45	10,83	3:48:30	11,08	79	V1M	238	M	193	
250	3:49:25	VARLIETTE Guy VOYEZ Bruno	[33]	11,03	1:32:54	9,55	2:16:31	12,04	3:49:14	11,04	33	M/M	239	M	83	
251	3:49:26	PAVLATA Emmanuel	Espiet [33]	11,03	1:14:18	11,95	2:35:08	10,59	3:49:10	11,04	80	SEM	240	M	133	
252	3:49:39	PENARANDA Christian	St Selve [33]	11,02	1:12:27	12,25	2:37:12	10,45	3:49:21	11,03	80	V1M	241	M	300	
253	3:49:57	ZAMBERLAN Jérôme	La Varenne St Hilaire [94]	11,01	1:14:15	11,95	2:35:42	10,55	3:49:42	11,02	81	SEM	242	M	355	
254	3:49:58	FERNANDEZ Pascal	Andernos [33]	11,01	1:10:21	12,62	2:39:37	10,29	3:49:32	11,03	82	SEM	243	M	474	
255	3:50:03	CORNELOUP Clarisse	RUUNING CLUB MABLY [42]	11,00	1:19:42	11,14	2:30:21	10,93	3:49:03	11,05	11	V1F	12	F	272	
256	3:50:19	PROUILHAC Laurent	CANEJAN ATHLETISME [33]	10,99	1:15:05	11,82	2:35:14	10,59	3:49:38	11,02	81	V1M	244	M	210	
257	3:50:24	LAVERGNE Philippe	LECLERC [33]	10,98	1:16:28	11,61	2:33:56	10,67	3:50:00	11,00	82	V1M	245	M	521	
258	3:50:39	PONTET Herve	Lege Cap Ferret [33]	10,97	1:12:05	12,31	2:38:34	10,36	3:50:09	11,00	83	V1M	246	M	539	
259	3:50:41	GUILHEMAT Jean-René FORT Pierre-Arnaud	[47]	10,97	1:13:37	12,06	2:37:04	10,46	3:50:11	10,99	34	M/M	247	M	39	

M/M = marathon Duo (Homme/Homme) • M/F = marathon Duo (Homme/Femme) • F/F = marathon Duo (Femme/Femme)
SE(?) = Senior • V(1,2,3,4)(?) = Vétérans • ES(?) = Espoir


Marathon Duo
Marathon (Femme)



RG.	TPS.	IDENTITE	PROVENANCE	KM/H.	TPS 1.	KM/H 1.	TPS 2.	KM/H 2.	TPS PUCE.	KM/H REEL.	RG./CAT.	CAT.	RG./SEX.	SEX.	DOS.	1ER.
260	3:50:43	FOSTER Isaac	Paris [USA]	10,97	1:23:39	10,61	2:27:04	11,17	3:49:55	11,01	83	SEM	248	M	329	
261	3:50:51	MARLY Pierre	Paris [75]	10,96	1:19:47	11,13	2:31:04	10,88	3:50:22	10,99	84	SEM	249	M	103	
262	3:50:55	LEYMARIE Stephane	Begles [33]	10,96	1:13:39	12,05	2:37:16	10,45	3:49:55	11,01	84	V1M	250	M	713	
263	3:50:57	LADEVEZE Fabrice RICARD Jean-François	[33]	10,96	1:15:26	11,77	2:35:31	10,57	3:50:48	10,97	35	M/M	251	M	88	
264	3:50:58	FEUILLIE Vincent GAUTRET Laurent	[78]	10,96	1:19:18	11,19	2:31:40	10,83	3:50:58	10,96	36	M/M	252	M	82	
265	3:50:59	GILLET Philippe RENAUD-SALIS Julie	SCREG SO [33]	10,96	1:16:32	11,60	2:34:27	10,64	3:50:48	10,97	20	M/F	253	M	1115	
266	3:51:00	PAERSSINEN Markus	Stuttgart [GER]	10,96	1:11:59	12,33	2:39:01	10,33	3:50:41	10,97	85	V1M	254	M	423	
267	3:51:17	LE BER Simon	Bordeaux [33]	10,94	1:18:38	11,29	2:32:39	10,76	3:50:37	10,97	85	SEM	255	M	645	
268	3:51:23	LAFITTE Pierre	Merignac [33]	10,94	1:17:16	11,49	2:34:07	10,66	3:50:43	10,97	86	V1M	256	M	246	
269	3:51:29	DEJEANS Arnaud	Martignas [33]	10,93	1:12:47	12,20	2:38:42	10,35	3:51:17	10,94	86	SEM	257	M	305	
270	3:51:38	GEHAUT Fabrice	Bordeaux [33]	10,93	1:15:10	11,81	2:36:28	10,50	3:51:29	10,93	87	V1M	258	M	238	
271	3:51:50	ROUSSILLON Claude	Bordeaux [33]	10,92	1:17:17	11,49	2:34:33	10,63	3:51:33	10,93	24	V2M	259	M	806	
272	3:52:00	MASSIP Josiane MASSIP Joëlle	CABBE [47]	10,91	1:21:52	10,84	2:30:08	10,95	3:50:58	10,96	3	F/F	260	M	14	
273	3:52:02	ASSIE Muriel GUYON Bruno	ASTROPODES [31]	10,91	1:33:01	9,54	2:19:01	11,82	3:51:51	10,92	21	M/F	261	M	76	
274	3:52:19	DE RYCKE Helene	Larressore [64]	10,89	1:15:26	11,77	2:36:53	10,47	3:51:26	10,94	2	SEF	13	F	502	
275	3:52:40	DENIAU Philippe	Veretz [37]	10,88	1:11:03	12,49	2:41:37	10,17	3:52:33	10,88	88	V1M	262	M	490	
276	3:52:46	LELEU Christian	Limoges [87]	10,87	1:18:18	11,34	2:34:28	10,64	3:52:27	10,89	89	V1M	263	M	578	
277	3:52:48	MARIN Jean-Claude	St Andre Et Appelles [33]	10,87	1:14:33	11,91	2:38:15	10,38	3:52:06	10,90	5	V3M	264	M	135	
278	3:52:53	DUGARDIN Nicolas	Levallois Perret [92]	10,87	1:19:14	11,20	2:33:39	10,69	3:51:56	10,91	87	SEM	265	M	349	
279	3:53:08	PELLETIER Thierry	CAV [33]	10,86	1:14:00	12,00	2:39:08	10,33	3:52:57	10,86	90	V1M	266	M	273	
280	3:53:08	VIALA Jean-Yves	CAV [33]	10,86	1:14:58	11,84	2:38:10	10,39	3:52:09	10,90	25	V2M	267	M	236	
281	3:53:08	JAEN Laurent	Pellegrue [33]	10,86	1:16:50	11,55	2:36:18	10,51	3:52:28	10,89	91	V1M	268	M	678	
282	3:53:09	PELUCHON Jean-Marc	Dax [40]	10,85	1:21:18	10,92	2:31:51	10,82	3:52:34	10,88	92	V1M	269	M	591	
283	3:53:13	AMOROS Christophe	Miremont [31]	10,85	1:16:46	11,56	2:36:27	10,50	3:52:57	10,86	88	SEM	270	M	392	
284	3:53:34	DUTOICT Fabrice-	Pessac [33]	10,84	1:09:01	12,86	2:44:33	9,99	3:53:16	10,85	93	V1M	271	M	638	
285	3:53:35	ROCHARD Pierre-Marie	Le Bouscat [33]	10,83	1:16:56	11,54	2:36:39	10,49	3:52:41	10,88	89	SEM	272	M	824	
286	3:53:37	BENZONI Philippe	Limoges [87]	10,83	1:22:22	10,78	2:31:15	10,86	3:53:10	10,85	90	SEM	273	M	319	
287	3:53:41	GUILLEN Jean-Jacques	PASS'RUNNING [33]	10,83	1:14:46	11,87	2:38:55	10,34	3:53:07	10,86	94	V1M	274	M	780	
288	3:53:42	VELARDE Miguel	Bordeaux [33]	10,83	1:15:12	11,80	2:38:30	10,37	3:53:29	10,84	95	V1M	275	M	815	
289	3:53:47	EVAIN Pascal	ST NAZAIRE OLYMPIQUE SA [44]	10,83	1:15:34	11,75	2:38:13	10,39	3:53:30	10,84	96	V1M	276	M	416	
290	3:53:49	PRODHOMME Patrice	ASCGG POLYMUSCLEE [33]	10,82	1:14:11	11,97	2:39:38	10,29	3:53:11	10,85	26	V2M	277	M	202	
291	3:54:14	COSTA Hervé LEONI Sylvie	SCREG SO [33]	10,80	1:16:14	11,64	2:38:00	10,40	3:54:09	10,81	22	M/F	278	M	1112	
292	3:54:19	JOUSSEMET Didier	US AIGREFEUILLE [17]	10,80	1:21:16	10,92	2:33:03	10,74	3:53:10	10,85	27	V2M	279	M	311	
293	3:54:20	PUCHEU PLANTE David	Pessac [33]	10,80	1:20:37	11,01	2:33:43	10,69	3:54:00	10,82	91	SEM	280	M	567	

M/M = marathon Duo (Homme/Homme) • M/F = marathon Duo (Homme/Femme) • F/F = marathon Duo (Femme/Femme)
SE(?) = Senior • V(1,2,3,4)(?) = Vétéran • ES(?) = Espoir


Marathon Duo
Marathon (Femme)



RG.	TPS.	IDENTITE	PROVENANCE	KM/H.	TPS 1.	KM/H 1.	TPS 2.	KM/H 2.	TPS PUCE.	KM/H REEL.	RG./CAT.	CAT.	RG./SEX.	SEX.	DOS.	1ER.
294	3:54:25	PIAU Patrick	SNOS [44]	10,80	1:14:58	11,84	2:39:27	10,31	3:54:08	10,81	28	V2M	281	M	408	
295	3:54:29	CHABBERT Antoine	Taussat [33]	10,79	1:20:53	10,97	2:33:36	10,70	3:53:57	10,82	92	SEM	282	M	518	
296	3:54:30	LE BAILLIF Thierry	Antony [92]	10,79	1:18:14	11,35	2:36:16	10,52	3:53:56	10,82	97	V1M	283	M	281	
297	3:54:30	CASTRO Didier	Begles [33]	10,79	1:18:19	11,33	2:36:11	10,52	3:54:09	10,81	98	V1M	284	M	748	
298	3:54:32	LANDRY Guillaume	Bois Colombes [92]	10,79	1:19:15	11,20	2:35:17	10,58	3:53:35	10,83	93	SEM	285	M	350	
299	3:54:56	GENTIEU Eric	Martignas Sur Jalles [33]	10,77	1:16:13	11,65	2:38:43	10,35	3:54:38	10,79	99	V1M	286	M	689	
300	3:55:07	LOQUIER Denis	ANDERNOS TRIATHLON [33]	10,76	1:16:59	11,53	2:38:08	10,39	3:55:01	10,77	94	SEM	287	M	166	
301	3:55:13	ROZE PAGES Priscilla	Toulouse [31]	10,76	1:22:05	10,81	2:33:08	10,73	3:54:23	10,80	3	SEF	14	F	178	
302	3:55:14	PALLARO Olivier	Cazaux [33]	10,76	1:22:47	10,72	2:32:27	10,78	3:54:23	10,80	95	SEM	288	M	143	
303	3:55:16	MICHEL Florent	Paris [75]	10,76	1:17:02	11,52	2:38:14	10,38	3:54:36	10,79	100	V1M	289	M	540	
304	3:55:31	PICHARD Corinne	Bruges [33]	10,75	1:16:29	11,61	2:39:02	10,33	3:55:16	10,76	12	V1F	15	F	256	
305	3:55:35	BERSATEGUI Christian	Merignac [33]	10,74	1:19:45	11,13	2:35:50	10,54	3:54:52	10,78	101	V1M	290	M	241	
306	3:55:36	RAZAIRE Sylvie BREDA Mélanie	[33]	10,74	1:17:01	11,52	2:38:35	10,36	3:55:07	10,76	4	F/F	291	M	59	
307	3:55:37	KERBIRIO Claude	St Medard En Jalles [33]	10,74	1:17:27	11,46	2:38:10	10,39	3:55:00	10,77	102	V1M	292	M	532	
308	3:55:42	LABETOULLE Line	Luguge [86]	10,74	1:23:20	10,65	2:32:22	10,78	3:54:37	10,79	13	V1F	16	F	542	
309	3:55:43	DEPONT Stephane	St Benoit [86]	10,74	1:23:20	10,65	2:32:23	10,78	3:54:39	10,79	103	V1M	293	M	541	
310	3:55:48	LAGRABETTE Eric	Pessac [33]	10,73	1:16:36	11,59	2:39:12	10,32	3:55:32	10,75	104	V1M	294	M	825	
311	3:55:50	LAPLACE Philippe	GROUPAMA [33]	10,73	1:14:38	11,89	2:41:12	10,19	3:55:33	10,74	105	V1M	295	M	817	
312	3:55:59	LOPEZ Jeremy PAULY Jonathan	SCREG SO [33]	10,72	1:25:00	10,44	2:30:59	10,88	3:55:33	10,74	37	M/M	296	M	1114	
313	3:56:03	DUFAU Claude LEMAIRE Sophie	[33]	10,72	1:23:27	10,64	2:32:36	10,77	3:55:58	10,73	23	M/F	297	M	19	
314	3:56:04	BAILLET Dominique	St Sever [40]	10,72	1:16:15	11,64	2:39:49	10,28	3:54:59	10,77	106	V1M	298	M	482	
315	3:56:10	GERMY Helene	CAV [33]	10,72	1:19:43	11,13	2:36:27	10,50	3:55:10	10,76	14	V1F	17	F	235	
316	3:56:10	AZCON Didier	CAV [33]	10,72	1:19:44	11,13	2:36:26	10,50	3:55:09	10,76	107	V1M	299	M	359	
317	3:56:13	BRUNEL Fabrice	Le Haillan [33]	10,71	1:10:47	12,54	2:45:26	9,93	3:56:07	10,72	108	V1M	300	M	297	
318	3:56:20	HUOT Jean-Paul	OXYGENE BLANQUEFORT [33]	10,71	1:17:42	11,42	2:38:38	10,36	3:56:12	10,71	109	V1M	301	M	229	
319	3:56:24	ROBIN Cheriffa HARRIT Farid	US DAX [40]	10,71	1:18:29	11,31	2:37:55	10,41	3:55:48	10,73	24	M/F	302	M	51	
320	3:56:25	VADILLO Franck	Pontenx Les Forges [40]	10,70	1:14:53	11,85	2:41:32	10,17	3:55:49	10,73	96	SEM	303	M	560	
321	3:56:34	ARSICAUD Claude	Bordeaux [33]	10,70	1:16:28	11,61	2:40:06	10,26	3:56:01	10,72	29	V2M	304	M	382	
322	3:56:37	ROLLOT Pascal	Alfortville [94]	10,70	1:17:00	11,53	2:39:37	10,29	3:56:26	10,70	97	SEM	305	M	275	
323	3:56:37	SERRIL Bernard SERRIL Nadège	US DAX [47]	10,70	1:31:54	9,66	2:24:43	11,36	3:55:30	10,75	25	M/F	306	M	70	
324	3:56:51	JACQUOU Laurent	DASSAULT BORDEAUX SPORT [33]	10,69	1:18:07	11,36	2:38:44	10,35	3:56:07	10,72	98	SEM	307	M	376	
325	3:56:53	LAMIGE Alain	SPIRIDON AMICAL LIMOUSIN [87]	10,68	1:21:27	10,90	2:35:26	10,57	3:55:48	10,73	110	V1M	308	M	503	
326	3:56:54	BEUNIER Jean-François	Le Tourne [33]	10,68	1:21:26	10,90	2:35:28	10,57	3:56:00	10,72	30	V2M	309	M	741	
327	3:56:56	BENINCASA Bernard ARNAUD Odile	[33]	10,68	1:27:15	10,17	2:29:41	10,98	3:56:32	10,70	26	M/F	310	M	96	

M/M = marathon Duo (Homme/Homme) • M/F = marathon Duo (Homme/Femme) • F/F = marathon Duo (Femme/Femme)
SE(?) = Senior • V(1,2,3,4)(?) = Vétéran • ES(?) = Espoir


Marathon Duo
Marathon (Femme)



RG.	TPS.	IDENTITE	PROVENANCE	KM/H.	TPS 1.	KM/H 1.	TPS 2.	KM/H 2.	TPS PUCE.	KM/H REEL.	RG./CAT.	CAT.	RG./SEX.	SEX.	DOS.	1ER.
328	3:56:58	OPHELE Pascal GOURSAUD Bernard	[33]	10,68	1:28:09	10,07	2:28:49	11,04	3:56:00	10,72	38	M/M	311	M	45	
329	3:57:05	LE BLEIS Pascal LAYDEKER Xavier	[47]	10,67	1:22:59	10,70	2:34:06	10,66	3:56:36	10,70	39	M/M	312	M	40	
330	3:57:09	CAPON Etienne	Paris [75]	10,67	1:22:22	10,78	2:34:47	10,62	3:56:42	10,69	99	SEM	313	M	395	
331	3:57:18	LALANNE Maryse MELLOR Terence	US DAX [40]	10,67	1:23:40	10,61	2:33:38	10,70	3:56:43	10,69	27	M/F	314	M	48	
332	3:57:25	BERTRAND Eric	St Clement De Riviere [34]	10,66	1:24:46	10,47	2:32:39	10,76	3:56:22	10,71	100	SEM	315	M	381	
333	3:57:38	GAUTIER Christine	COURIR A LA BAULE [44]	10,65	1:18:42	11,28	2:38:56	10,34	3:57:24	10,66	15	V1F	18	F	313	
334	3:57:42	LANG Sebastien	KILOVE [33]	10,65	1:17:00	11,53	2:40:42	10,23	3:57:13	10,67	101	SEM	316	M	771	
335	3:57:43	CAMARENA Michel	St Sulpice Et Cameyrac [33]	10,65	1:16:51	11,55	2:40:52	10,21	3:57:43	10,65	111	V1M	317	M	781	
336	3:57:57	LANDREAU Serge	Saint Loubes [33]	10,64	1:20:06	11,08	2:37:51	10,41	3:57:10	10,67	112	V1M	318	M	752	
337	3:58:02	GILLE Jean-Michel	CSADN VERNON [27]	10,63	1:19:07	11,22	2:38:55	10,34	3:57:30	10,66	31	V2M	319	M	159	
338	3:58:10	BERTRAND Herve	Lacanau [33]	10,63	1:15:58	11,68	2:42:12	10,13	3:57:12	10,67	102	SEM	320	M	720	
339	3:58:14	GIROUT Philippe	La Teste De Buch [33]	10,62	1:13:01	12,16	2:45:13	9,95	3:58:02	10,63	113	V1M	321	M	572	
340	3:58:38	MALANGIN Fabien	Bordeaux [33]	10,61	1:14:09	11,97	2:44:29	9,99	3:57:57	10,64	103	SEM	322	M	455	
341	3:58:39	AUDER Julien	Le Bouscat [33]	10,60	1:14:09	11,97	2:44:30	9,99	3:57:42	10,65	104	SEM	323	M	316	
342	3:58:39	VILLET Loic	Le Bouscat [33]	10,60	1:18:03	11,37	2:40:36	10,23	3:57:47	10,64	105	SEM	324	M	654	
343	3:58:43	LASMARIGUES Eric	Talence [33]	10,60	1:16:52	11,55	2:41:51	10,15	3:58:20	10,62	114	V1M	325	M	498	
344	3:58:44	DUFOURG Michel	LOS ASTIAUS [40]	10,60	1:18:42	11,28	2:40:02	10,27	3:57:52	10,64	115	V1M	326	M	530	
345	3:58:44	LINXE Philippe	LOS ASTIAUS [40]	10,60	1:18:43	11,28	2:40:01	10,27	3:57:51	10,64	116	V1M	327	M	529	
346	3:59:05	GATIEN Gerald	TEAM RAIDLIGHT [33]	10,59	1:22:23	10,77	2:36:42	10,49	3:58:17	10,62	106	SEM	328	M	168	
347	3:59:07	ESCALETTES Eric	Lege Cap Ferret [33]	10,58	1:11:20	12,44	2:47:47	9,79	3:58:50	10,60	32	V2M	329	M	459	
348	3:59:26	VELU Guillaume	Paris [75]	10,57	1:18:07	11,36	2:41:19	10,19	3:58:48	10,60	107	SEM	330	M	422	
349	3:59:28	PRADEAU Francine	DASSAULT BORDEAUX SPORT [33]	10,57	1:16:23	11,62	2:43:05	10,08	3:59:25	10,57	1	V2F	19	F	696	1- VF2
350	3:59:40	FAUDRIS Christian	AS PTT LIBOURNE [33]	10,56	1:16:14	11,64	2:43:26	10,05	3:59:27	10,57	6	V3M	331	M	669	
351	3:59:41	TARDRES Lucien	Dreux [28]	10,56	1:22:08	10,81	2:37:33	10,43	3:58:37	10,61	108	SEM	332	M	181	
352	3:59:48	DUPART Frédéric	Madirac [33]	10,55	1:23:43	10,60	2:36:05	10,53	3:58:37	10,61	109	SEM	333	M	564	
353	3:59:55	BENHAROUN Myriam	CAV [33]	10,55	1:19:44	11,13	2:40:11	10,26	3:58:54	10,59	16	V1F	20	F	473	
354	3:59:56	BEAUBEAU Dominique	CAV [33]	10,55	1:17:16	11,49	2:42:40	10,10	3:58:54	10,59	117	V1M	334	M	274	
355	4:00:10	BOGG Dylan	Hallaton Le [GBR]	10,54	1:18:45	11,27	2:41:25	10,18	3:59:09	10,58	118	V1M	335	M	456	
356	4:00:13	BIAUJOUT Marie-Christine	Joinville Le Pont [94]	10,54	1:22:30	10,76	2:37:43	10,42	3:59:38	10,56	4	SEF	21	F	446	
357	4:00:20	PLOUVIEZ Gerard	Lanton [33]	10,53	1:12:59	12,16	2:47:21	9,82	4:00:13	10,54	7	V3M	336	M	571	
358	4:00:21	MAUDET Pascal	L Etang La Ville [78]	10,53	1:24:28	10,51	2:35:53	10,54	3:59:24	10,57	119	V1M	337	M	132	
359	4:00:23	VERDIER Alain	ASAP [33]	10,53	1:22:12	10,80	2:38:11	10,39	3:59:51	10,55	33	V2M	338	M	694	
360	4:00:34	VIOLIER Laurent	Noaillan [33]	10,52	1:18:53	11,25	2:41:41	10,16	4:00:02	10,54	120	V1M	339	M	731	
361	4:00:38	SAUTOUR Cyril	Begles [33]	10,52	1:17:53	11,40	2:42:45	10,10	4:00:21	10,53	121	V1M	340	M	712	
362	4:00:57	JURQUET Jean-Louis AMELINEAU Christelle	[33]	10,50	1:25:20	10,40	2:35:37	10,56	4:00:00	10,55	28	M/F	341	M	91	

M/M = marathon Duo (Homme/Homme) • M/F = marathon Duo (Homme/Femme) • F/F = marathon Duo (Femme/Femme)
SE(?) = Senior • V(1,2,3,4)(?) = Vétérans • ES(?) = Espoir


Marathon Duo
Marathon (Femme)



RG.	TPS.	IDENTITE	PROVENANCE	KM/H.	TPS 1.	KM/H 1.	TPS 2.	KM/H 2.	TPS PUCE.	KM/H REEL.	RG./CAT.	CAT.	RG./SEX.	SEX.	DOS.	1ER.
363	4:01:00	YASSA Souhila	Le Haillan [33]	10,50	1:13:46	12,03	2:47:14	9,83	4:00:39	10,52	5	SEF	22	F	288	
364	4:01:06	PIAUT Nathalie	Velles [36]	10,50	1:20:57	10,96	2:40:09	10,26	4:00:28	10,52	17	V1F	23	F	672	
365	4:01:07	CHATENET Pascal	Velles [36]	10,50	1:20:57	10,96	2:40:10	10,26	4:00:28	10,52	122	V1M	342	M	671	
366	4:01:14	SOIRAT Michel	VERNEUIL OXYGENE [87]	10,49	1:20:30	11,03	2:40:44	10,22	4:00:08	10,54	34	V2M	343	M	744	
367	4:01:19	TETON Genevieve	CAV [33]	10,49	1:19:06	11,22	2:42:13	10,13	4:00:18	10,53	2	V2F	24	F	668	
368	4:01:21	GUYON LACROZE Nicolas	Castelnau D Estretfonds [31]	10,49	1:22:05	10,81	2:39:16	10,32	4:00:32	10,52	123	V1M	344	M	129	
369	4:01:22	CANCES Michel	L Union [31]	10,49	1:16:30	11,60	2:44:52	9,97	4:01:00	10,50	124	V1M	345	M	495	
370	4:01:23	TRIOLET Alain SIGUIER Michel	ASTROPODES [33]	10,48	1:28:22	10,04	2:33:01	10,74	4:00:59	10,50	40	M/M	346	M	75	
371	4:01:25	PRONIER Olivier RIEU Jean-Paul	[31]	10,48	1:28:22	10,04	2:33:03	10,74	4:01:02	10,50	41	M/M	347	M	53	
372	4:01:33	QUANCARD Emmanuel	Bordeaux [33]	10,48	1:19:13	11,20	2:42:20	10,12	4:00:49	10,51	35	V2M	348	M	424	
373	4:01:47	BERNES Gil	GROUPAMA [33]	10,47	1:18:26	11,32	2:43:21	10,06	4:01:28	10,48	125	V1M	349	M	629	
374	4:01:56	TEOLDI Jean-Claude DAVIAUX Jean-Paul	CANEJAN ATHLETISME [33]	10,46	1:24:51	10,46	2:37:05	10,46	4:01:03	10,50	42	M/M	350	M	54	
375	4:02:02	DUBOIS Fabien	Parempuyre [33]	10,46	1:23:49	10,59	2:38:13	10,39	4:01:35	10,48	126	V1M	351	M	544	
376	4:02:18	DUPIRE Pierre	XVE ATHLETIC [93]	10,44	1:22:14	10,79	2:40:04	10,27	4:01:44	10,47	36	V2M	352	M	341	
377	4:02:20	CARAVERA Pierre	USCRD CENON [33]	10,44	1:14:25	11,93	2:47:55	9,79	4:02:06	10,45	8	V3M	353	M	822	
378	4:02:21	CAZIN Christian	AMICALE DES SOLOGNOTS [41]	10,44	1:11:28	12,42	2:50:53	9,62	4:01:42	10,47	37	V2M	354	M	425	
379	4:02:21	CAILLAUD Philippe	Lege Cap Ferret [33]	10,44	1:18:01	11,38	2:44:20	10,00	4:02:17	10,45	127	V1M	355	M	440	
380	4:02:21	MEDINA Bernard	Talence [33]	10,44	1:18:01	11,38	2:44:20	10,00	4:02:17	10,45	38	V2M	356	M	800	
381	4:02:28	PLAGUAIN Sylvie TURPEAU Patrice	[40]	10,44	1:29:05	9,96	2:33:23	10,71	4:01:46	10,47	29	M/F	357	M	79	
382	4:02:41	MAILLARD Laurent MAILLARD Stéphanie	[47]	10,43	1:28:06	10,07	2:34:35	10,63	4:02:12	10,45	30	M/F	358	M	38	
383	4:02:42	AGUER Jean-Michel BERGER Olivier	[33]	10,43	1:21:45	10,86	2:40:57	10,21	4:02:35	10,43	43	M/M	359	M	77	
384	4:02:43	BRISEBOURG Ludovic	CAV [33]	10,43	1:14:52	11,86	2:47:51	9,79	4:01:44	10,47	110	SEM	360	M	500	
385	4:02:59	FIORINI Michel CHAMALBIDE Jean-Christophe	[64]	10,42	1:31:56	9,65	2:31:03	10,88	4:02:13	10,45	44	M/M	361	M	1	
386	4:03:00	LAPOUGE Bastien	FLR ST MEARD DE GURSON [24]	10,41	1:12:59	12,16	2:50:01	9,66	4:02:30	10,44	111	SEM	362	M	399	
387	4:03:30	VERDIE Jean-Pierre VERDIE Laurence	[31]	10,39	1:23:36	10,62	2:39:54	10,28	4:02:50	10,42	31	M/F	363	M	11	
388	4:03:32	MAGNE Yannick	CAV [33]	10,39	1:19:45	11,13	2:43:47	10,03	4:02:31	10,44	112	SEM	364	M	346	
389	4:04:04	FERMI Patricia	CHU BORDEAUX [33]	10,37	1:22:29	10,76	2:41:35	10,17	4:03:18	10,40	3	V2F	25	F	164	
390	4:04:06	DEMUTH Jacques	UA GUJAN MESTRAS [33]	10,37	1:16:43	11,57	2:47:23	9,82	4:03:59	10,37	9	V3M	365	M	684	
391	4:04:14	KARKOWSKI Sebastien	SCREG SO [47]	10,36	1:18:31	11,30	2:45:43	9,92	4:03:56	10,37	113	SEM	366	M	791	
392	4:04:44	MEMAIN Sylvie	ASCGG POLYMUSCLEE [33]	10,34	1:22:29	10,76	2:42:15	10,13	4:04:03	10,37	18	V1F	26	F	186	
393	4:04:57	CAILLAUD Jean-Philippe	DASSAULT BORDEAUX SPORT [33]	10,33	1:14:11	11,97	2:50:46	9,62	4:04:36	10,35	128	V1M	367	M	377	
394	4:04:58	MOINE Jean-Luc	La Garenne Colombes [92]	10,33	1:22:14	10,79	2:42:44	10,10	4:04:24	10,36	129	V1M	368	M	386	
395	4:05:11	MULLER Michel	St Medard En Jalles [33]	10,32	1:18:33	11,30	2:46:38	9,86	4:04:34	10,35	39	V2M	369	M	384	

M/M = marathon Duo (Homme/Homme) • M/F = marathon Duo (Homme/Femme) • F/F = marathon Duo (Femme/Femme)
SE(?) = Senior • V(1,2,3,4)(?) = Vétérans • ES(?) = Espoir


Marathon Duo
Marathon (Femme)



RG.	TPS.	IDENTITE	PROVENANCE	KM/H.	TPS 1.	KM/H 1.	TPS 2.	KM/H 2.	TPS PUCE.	KM/H REEL.	RG./CAT.	CAT.	RG./SEX.	SEX.	DOS.	1ER.
396	4:05:17	NICOLAOU Nicolas	Saint Medard En Jalles [33]	10,32	1:16:34	11,59	2:48:43	9,74	4:04:38	10,35	114	SEM	370	M	604	
397	4:05:19	MENE Eric	SCREG SO [47]	10,32	1:18:31	11,30	2:46:48	9,85	4:05:01	10,33	115	SEM	371	M	793	
398	4:05:24	FERNANDEZ Patricia	ASCGG POLYMUSCLEE [33]	10,31	1:19:22	11,18	2:46:02	9,90	4:04:48	10,34	4	V2F	27	F	203	
399	4:05:29	RIVIERE Herve	Clermont Ferrand [63]	10,31	1:16:23	11,62	2:49:06	9,72	4:04:44	10,34	130	V1M	372	M	294	
400	4:05:29	DEBARE Regis	Jaunay Clan [86]	10,31	1:22:34	10,75	2:42:55	10,09	4:04:57	10,33	116	SEM	373	M	426	
401	4:05:35	CHAUMONT Christel	BAZAS [33]	10,31	1:14:05	11,98	2:51:30	9,58	4:04:54	10,33	131	V1M	374	M	685	
402	4:05:35	LAUVAUD Stephane	AS AMBARES [33]	10,31	1:14:58	11,84	2:50:37	9,63	4:05:23	10,31	132	V1M	375	M	270	
403	4:05:46	DAD Sandrine DUBOIS Marie-Ange	STADE BORDELAIS [33]	10,30	1:24:42	10,48	2:41:04	10,20	4:04:48	10,34	5	F/F	376	M	73	
404	4:05:46	BONNEFOI Anouch BOUVIER Pascale	STADE BORDELAIS [33]	10,30	1:29:45	9,89	2:36:01	10,53	4:04:48	10,34	6	F/F	377	M	74	
405	4:05:58	VIAULT Andre	Saint Medard En Jalles [33]	10,29	1:21:29	10,89	2:44:29	9,99	4:05:39	10,30	133	V1M	378	M	673	
406	4:06:04	KAPSTEIN Raynald	Bordeaux [33]	10,28	1:04:24	13,78	3:01:40	9,04	4:05:57	10,29	117	SEM	379	M	478	
407	4:06:06	FOURASTIE Jean-Hugues	St Just St Rambert [42]	10,28	1:21:28	10,90	2:44:38	9,98	4:05:39	10,30	10	V3M	380	M	125	
408	4:06:07	SENEGAS Patrick	ASCGG POLYMUSCLEE [33]	10,28	1:21:17	10,92	2:44:50	9,97	4:05:27	10,31	40	V2M	381	M	184	
409	4:06:07	BONNEFOY Danielle	ASCGG [33]	10,28	1:21:19	10,92	2:44:48	9,97	4:05:27	10,31	5	V2F	28	F	702	
410	4:06:10	MOUYEN Bernard	CHU SPORT [33]	10,28	1:23:26	10,64	2:42:44	10,10	4:05:52	10,29	11	V3M	382	M	585	
411	4:06:12	BACARDATS Eric	GROUPAMA [33]	10,28	1:18:26	11,32	2:47:46	9,79	4:05:52	10,29	118	SEM	383	M	623	
412	4:06:26	NARBONNE Jacky	Chatellerault [86]	10,27	1:18:47	11,27	2:47:39	9,80	4:05:55	10,29	41	V2M	384	M	412	
413	4:06:32	PINAUD Frédéric	AS AMBARES [33]	10,27	1:16:01	11,68	2:50:31	9,64	4:06:20	10,27	134	V1M	385	M	266	
414	4:06:32	RAIMBAULT Serge	Parempuyre [33]	10,27	1:16:52	11,55	2:49:40	9,68	4:06:21	10,27	12	V3M	386	M	742	
415	4:06:33	JUZAN Michel	Le Buisson [24]	10,26	1:18:35	11,30	2:47:58	9,78	4:05:58	10,29	42	V2M	387	M	375	
416	4:06:37	POIRIER Christian	Villeneuve D Ornon [33]	10,26	1:30:14	9,84	2:36:23	10,51	4:06:31	10,27	135	V1M	388	M	563	
417	4:06:40	FRETILLE Sylvie	Limoges [87]	10,26	1:23:19	10,65	2:43:21	10,06	4:05:34	10,31	19	V1F	29	F	653	
418	4:06:40	BLEE Isabelle	Couzeix [87]	10,26	1:23:19	10,65	2:43:21	10,06	4:05:34	10,31	20	V1F	30	F	652	
419	4:06:50	SPITERI Pierre	Leognan [33]	10,25	1:28:56	9,98	2:37:54	10,41	4:06:44	10,26	43	V2M	389	M	483	
420	4:07:07	FAOUZI Lyazrhi	Toulouse [31]	10,24	1:19:12	11,21	2:47:55	9,79	4:06:46	10,26	136	V1M	390	M	667	
421	4:07:40	MARTIN Laurent	LECLERC [33]	10,22	1:16:29	11,61	2:51:11	9,60	4:07:25	10,23	137	V1M	391	M	520	
422	4:07:55	LAMY Patrick	Cartelegeu [33]	10,21	1:15:04	11,82	2:52:51	9,51	4:07:48	10,21	44	V2M	392	M	736	
423	4:08:03	BRETEAU Cedric	ALCF [33]	10,20	1:13:49	12,02	2:54:14	9,43	4:07:42	10,22	119	SEM	393	M	511	
424	4:08:04	RICHARD Denis	Les Landes Genusson [85]	10,20	1:14:09	11,97	2:53:55	9,45	4:07:15	10,24	138	V1M	394	M	812	
425	4:08:04	TARIS Jean	Colombiers [86]	10,20	1:25:12	10,42	2:42:52	10,09	4:07:13	10,24	45	V2M	395	M	745	
426	4:08:04	GAUTRON Hubert	KEKES DU BOCAGE [85]	10,20	1:25:12	10,42	2:42:52	10,09	4:07:12	10,24	13	V3M	396	M	576	
427	4:08:05	LETREUX Deborah LETREUX Patrick	KILOVE [33]	10,20	1:17:06	11,51	2:50:59	9,61	4:06:55	10,25	32	M/F	397	M	98	
428	4:08:09	BRECHET Alexandre	Chabons [38]	10,20	1:14:11	11,97	2:53:58	9,45	4:07:41	10,22	120	SEM	398	M	188	
429	4:08:09	WOJCIESZONAK Jacques	CHU BORDEAUX [33]	10,20	1:22:29	10,76	2:45:40	9,92	4:07:22	10,23	46	V2M	399	M	199	
430	4:08:25	OUBRAYRIE Patrick	Biganos [33]	10,19	1:21:45	10,86	2:46:40	9,86	4:07:31	10,22	139	V1M	400	M	719	
431	4:08:31	HEURTEBIZE Stephane	Pessac [33]	10,18	1:21:45	10,86	2:46:46	9,85	4:07:37	10,22	140	V1M	401	M	450	

M/M = marathon Duo (Homme/Homme) • M/F = marathon Duo (Homme/Femme) • F/F = marathon Duo (Femme/Femme)
SE(?) = Senior • V(1,2,3,4)(?) = Vétérans • ES(?) = Espoir


Marathon Duo
Marathon (Femme)



RG.	TPS.	IDENTITE	PROVENANCE	KM/H.	TPS 1.	KM/H 1.	TPS 2.	KM/H 2.	TPS PUCE.	KM/H REEL.	RG./CAT.	CAT.	RG./SEX.	SEX.	DOS.	1ER.
432	4:08:52	GRACIA Sebastien	Puilboreau [17]	10,17	1:18:03	11,37	2:50:49	9,62	4:08:01	10,20	121	SEM	402	M	173	
433	4:09:18	MAIRE Herve SERHAN Ahmad	[33]	10,15	1:09:15	12,82	3:00:03	9,13	4:09:14	10,15	45	M/M	403	M	32	
434	4:09:18	DUCASSE Jean-Pierre	GROUPAMA [33]	10,15	1:17:54	11,39	2:51:24	9,59	4:08:56	10,17	122	SEM	404	M	613	
435	4:09:31	FERRIER Daniel	FFA [33]	10,14	1:16:04	11,67	2:53:27	9,47	4:09:07	10,16	47	V2M	405	M	253	
436	4:09:36	ANDRIER Magali	Paris [75]	10,14	1:25:34	10,37	2:44:02	10,02	4:09:08	10,16	6	SEF	31	F	582	
437	4:10:06	YONNET Magali ARRAMY Sarah	[16]	10,12	1:30:37	9,79	2:39:29	10,30	4:09:10	10,16	7	F/F	406	M	20	
438	4:10:10	LE GUERN Franck	St Medard En Jalles [33]	10,12	1:24:02	10,56	2:46:08	9,89	4:09:13	10,15	141	V1M	407	M	813	
439	4:10:15	DARD Joel	GROUPAMA [33]	10,11	1:21:25	10,90	2:48:50	9,73	4:09:34	10,14	142	V1M	408	M	630	
440	4:10:15	LANUSSE RECHOULET Frédéric	GROUPAMA [33]	10,11	1:21:25	10,90	2:48:50	9,73	4:09:34	10,14	143	V1M	409	M	627	
441	4:10:17	LEOSTIC Emmanuelle LEOSTIC Xavier	[33]	10,11	1:34:02	9,44	2:36:15	10,52	4:09:22	10,15	33	M/F	410	M	68	
442	4:10:20	DOUBLET Stephane	ST JEAN D'ILLAC [33]	10,11	1:17:30	11,45	2:52:50	9,51	4:10:15	10,11	123	SEM	411	M	230	
443	4:10:30	MENAUT Francois	ALCF [33]	10,10	1:20:51	10,98	2:49:39	9,69	4:09:55	10,13	144	V1M	412	M	244	
444	4:10:32	RIEU Fabien	Begles [33]	10,10	1:14:39	11,89	2:55:53	9,34	4:10:32	10,10	124	SEM	413	M	429	
445	4:10:33	PERIN Francois-Xavier	Paris [75]	10,10	1:21:30	10,89	2:49:03	9,72	4:09:58	10,12	48	V2M	414	M	131	
446	4:10:33	LECLERC CHALVET Matthieu	Londres [00]	10,10	1:21:30	10,89	2:49:03	9,72	4:09:57	10,13	145	V1M	415	M	419	
447	4:10:56	EVAIN Patrick	COURIR A LA BAULE [44]	10,09	1:24:00	10,57	2:46:56	9,84	4:10:27	10,10	49	V2M	416	M	409	
448	4:11:09	JACQUES Christophe	GROUPAMA [33]	10,08	1:16:45	11,57	2:54:24	9,42	4:10:30	10,10	125	SEM	417	M	620	
449	4:11:10	BAUFFRETON Jean-Guy	St Georges Des Coteaux [17]	10,08	1:18:24	11,32	2:52:46	9,51	4:09:56	10,13	146	V1M	418	M	439	
450	4:11:20	AUDEGUIS Veronique	Soustons [40]	10,07	1:21:45	10,86	2:49:35	9,69	4:10:27	10,10	21	V1F	32	F	761	
451	4:11:37	POUILLOUX Jean-Louis	Biscarrosse [40]	10,06	1:17:13	11,50	2:54:24	9,42	4:11:32	10,06	14	V3M	419	M	687	
452	4:11:46	FORT Patrick	Tresses [33]	10,05	1:22:06	10,81	2:49:40	9,68	4:10:49	10,09	50	V2M	420	M	562	
453	4:12:01	BOURDEAU Barbara	CA PICTAVE [86]	10,04	1:22:34	10,75	2:49:27	9,70	4:11:28	10,06	22	V1F	33	F	249	
454	4:12:06	BERROY CHOUVIAC Regine GEREMY Franck	[33]	10,04	1:27:16	10,17	2:44:50	9,97	4:11:10	10,08	34	M/F	421	M	78	
455	4:12:14	MAZEAU Sylvie	SPIRIDON [87]	10,03	1:23:21	10,65	2:48:53	9,73	4:11:09	10,08	23	V1F	34	F	516	
456	4:12:17	MINVIELLE Jean-Michel	ASAP [33]	10,03	1:25:23	10,40	2:46:54	9,85	4:11:45	10,05	147	V1M	422	M	695	
457	4:12:24	HIRSCHMANN Frédéric	Lyon [69]	10,03	1:22:01	10,82	2:50:23	9,64	4:11:47	10,05	148	V1M	423	M	418	
458	4:12:29	ANSQUIER Carole CHEVALLIER Laurent	[64]	10,02	1:31:45	9,67	2:40:44	10,22	4:11:19	10,07	35	M/F	424	M	22	
459	4:12:41	CLEMENT BOLLEE Bruno	Bordeaux [33]	10,02	1:16:22	11,62	2:56:19	9,32	4:12:23	10,03	51	V2M	425	M	145	
460	4:12:41	TRIJOULET Laetitia GUIBERT Jérôme	[33]	10,02	1:22:07	10,81	2:50:34	9,63	4:11:55	10,05	36	M/F	426	M	36	
461	4:12:43	POYMIRO Remi POYMIRO Caroline	[33]	10,01	1:09:51	12,71	3:02:52	8,99	4:11:59	10,04	37	M/F	427	M	3	
462	4:12:58	THOMAS Daniel	Bordeaux [33]	10,00	1:22:44	10,73	2:50:14	9,65	4:12:06	10,04	149	V1M	428	M	674	
463	4:13:03	GIRARD Francois	Lege Cap Ferret [33]	10,00	1:21:27	10,90	2:51:36	9,58	4:12:38	10,02	150	V1M	429	M	559	
464	4:13:13	CHARBONNIER Bruno	Reuil En Brie [77]	9,99	1:12:01	12,33	3:01:12	9,07	4:13:02	10,00	126	SEM	430	M	102	

M/M = marathon Duo (Homme/Homme) • M/F = marathon Duo (Homme/Femme) • F/F = marathon Duo (Femme/Femme)
SE(?) = Senior • V(1,2,3,4)(?) = Vétérans • ES(?) = Espoir


Marathon Duo
Marathon (Femme)



RG.	TPS.	IDENTITE	PROVENANCE	KM/H.	TPS 1.	KM/H 1.	TPS 2.	KM/H 2.	TPS PUCE.	KM/H REEL.	RG./CAT.	CAT.	RG./SEX.	SEX.	DOS.	1ER.
465	4:13:20	BERISSET Nathalie	ANONYMES DU CAMPUS [33]	9,99	1:21:44	10,86	2:51:36	9,58	4:12:17	10,03	7	SEF	35	F	538	
466	4:13:29	GRACE FERRI Gloria	Overveen [USA]	9,98	1:23:56	10,57	2:49:33	9,69	4:12:46	10,01	6	V2F	36	F	326	
467	4:14:12	OURDANABIA Jean-Luc	La Teste De Buch [33]	9,96	1:23:31	10,63	2:50:41	9,63	4:13:17	9,99	151	V1M	431	M	711	
468	4:14:23	DESENY Thierry	Le Haillan [33]	9,95	1:24:53	10,46	2:49:30	9,69	4:13:42	9,98	52	V2M	432	M	372	
469	4:14:26	RUFFEL VERDIER Suzanne	Bruges [33]	9,95	1:25:42	10,36	2:48:44	9,74	4:13:49	9,97	7	V2F	37	F	438	
470	4:14:44	AUGER Didier	Merignac [33]	9,93	1:16:52	11,55	2:57:52	9,24	4:14:12	9,96	152	V1M	433	M	484	
471	4:15:05	DIMEGLIO Francis LEANDRI Pascale	SCREG SO [33]	9,92	1:17:10	11,50	2:57:55	9,24	4:14:53	9,93	38	M/F	434	M	1113	
472	4:15:12	GARCIA Veronique GARCIA Francois	[27]	9,92	1:32:04	9,64	2:43:08	10,07	4:14:10	9,96	39	M/F	435	M	33	
473	4:15:23	CASTAGNE Anne-Marie	Marcheprime [33]	9,91	1:21:39	10,87	2:53:44	9,46	4:14:49	9,93	24	V1F	38	F	463	
474	4:15:31	ARCHAMBAULT Paul	Paris [75]	9,90	1:19:47	11,13	2:55:44	9,35	4:15:00	9,92	153	V1M	436	M	509	
475	4:15:53	DUBOS Anna	St Paul Les Dax [40]	9,89	1:25:17	10,41	2:50:36	9,63	4:14:51	9,93	8	V2F	39	F	454	
476	4:15:54	PADILLA Stephane	Montendre [17]	9,89	1:17:52	11,40	2:58:02	9,23	4:15:08	9,92	154	V1M	437	M	709	
477	4:15:54	PILLET Laurent	Montendre [17]	9,89	1:17:52	11,40	2:58:02	9,23	4:15:09	9,92	155	V1M	438	M	110	
478	4:16:01	SINTES Jean-Pierre	Begles [33]	9,88	1:38:17	9,03	2:37:44	10,42	4:14:55	9,93	156	V1M	439	M	121	
479	4:16:02	ZENON Nathalie RECLUSA Alain	[33]	9,88	1:29:37	9,90	2:46:25	9,87	4:15:28	9,91	40	M/F	440	M	37	
480	4:16:07	MAYOUX Veronique	AJ MONTMOREAU [16]	9,88	1:30:26	9,81	2:45:41	9,92	4:15:08	9,92	9	V2F	40	F	291	
481	4:16:11	DEMUYNCK Julien	ACFNPC [59]	9,88	1:18:43	11,28	2:57:28	9,26	4:15:45	9,90	127	SEM	441	M	550	
482	4:16:20	ASTIER Christophe	Asnieres [92]	9,87	1:18:14	11,35	2:58:06	9,23	4:15:47	9,89	128	SEM	442	M	286	
483	4:16:29	JAVEL Sylvie LECLERC Valérie	MILLES PATTES [33]	9,87	1:34:31	9,39	2:41:58	10,15	4:16:00	9,89	8	F/F	443	M	1109	
484	4:16:44	MOISSAING Christelle LAMIAUX Jean-Claude	[63]	9,86	1:34:58	9,35	2:41:46	10,16	4:15:33	9,90	41	M/F	444	M	44	
485	U Marie-Christine	GRANJOU Jean CARREA	[33]	9,85	1:29:51	9,88	2:46:59	9,84	4:16:29	9,87	42	M/F	445	M	4	
486	4:17:00	ANDRE Magali DUPONT Stéphane	[40]	9,85	1:30:30	9,81	2:46:30	9,87	4:16:38	9,86	43	M/F	446	M	30	
487	4:17:03	COUTOULY Danielle OULIE Nathalie	[31]	9,85	1:30:31	9,81	2:46:32	9,87	4:16:41	9,86	9	F/F	447	M	1123	
488	4:17:14	BONNAMY Patrick	THALES SYSTEMES AEROPORTES [33]	9,84	1:20:31	11,02	2:56:43	9,30	4:16:48	9,85	53	V2M	448	M	227	
489	4:17:14	MONGIS Patrick	Canejan [33]	9,84	1:20:32	11,02	2:56:42	9,30	4:16:48	9,85	54	V2M	449	M	312	
490	4:17:16	COUPAU Sylvie	Mauleon [64]	9,84	1:25:46	10,35	2:51:30	9,58	4:16:19	9,87	25	V1F	41	F	397	
491	4:17:35	BRUGEAUD Benoit	Merignac [33]	9,82	1:08:02	13,05	3:09:33	8,67	4:17:31	9,83	55	V2M	450	M	692	
492	4:17:40	LOPEZ Thierry MOUNIER Alain	[16]	9,82	1:25:30	10,38	2:52:10	9,54	4:16:42	9,86	46	M/M	451	M	46	
493	4:17:47	DUPONT Carmela	ASRHV [77]	9,82	1:27:39	10,13	2:50:08	9,66	4:17:00	9,85	10	V2F	42	F	209	
494	4:17:48	GUINAUDEAU Pascal	Oeyreluy [40]	9,82	1:28:50	9,99	2:48:58	9,72	4:16:41	9,86	157	V1M	452	M	257	
495	4:17:52	SABAROTS Didier	Le Taillan Medoc [33]	9,81	1:23:06	10,68	2:54:46	9,40	4:17:24	9,83	158	V1M	453	M	574	
496	4:18:01	VIGIER Paul	Lege Cap Ferret [33]	9,81	1:27:44	10,12	2:50:17	9,65	4:17:38	9,82	15	V3M	454	M	680	

M/M = marathon Duo (Homme/Homme) • M/F = marathon Duo (Homme/Femme) • F/F = marathon Duo (Femme/Femme)
SE(?) = Senior • V(1,2,3,4)(?) = Vétérane • ES(?) = Espoir


Marathon Duo
Marathon (Femme)



RG.	TPS.	IDENTITE	PROVENANCE	KM/H.	TPS 1.	KM/H 1.	TPS 2.	KM/H 2.	TPS PUCE.	KM/H REEL.	RG./CAT.	CAT.	RG./SEX.	SEX.	DOS.	1ER.
497	4:18:04	ABBOTT Frankie	EASTLEIGH RUNNING CLUB [GBR]	9,81	1:29:02	9,97	2:49:02	9,72	4:17:01	9,85	56	V2M	455	M	114	
498	4:18:30	BOURASSEAU Michel	SAGC TRIATHLON [33]	9,79	1:24:27	10,51	2:54:03	9,44	4:17:38	9,82	159	V1M	456	M	809	
499	4:18:33	CROSIO Laurent	St Aubin De Medoc [33]	9,79	1:30:37	9,79	2:47:56	9,78	4:18:15	9,80	160	V1M	457	M	207	
500	4:18:39	TARBE Colette	AS AMBARES [33]	9,78	1:24:15	10,54	2:54:24	9,42	4:17:55	9,81	11	V2F	43	F	265	
501	4:18:55	HAVEZ Julien	Bordeaux [33]	9,77	1:16:51	11,55	3:02:04	9,02	4:18:33	9,79	129	SEM	458	M	226	
502	4:19:01	NOGUES Olivier	Bercheres St Germain [28]	9,77	1:16:45	11,57	3:02:16	9,01	4:18:15	9,80	130	SEM	459	M	139	
503	4:19:03	BEAUGILLET Bruno	Gujan Mestras [33]	9,77	1:25:20	10,40	2:53:43	9,46	4:18:36	9,79	161	V1M	460	M	801	
504	4:19:21	LABURTHE Axel	Cenon [33]	9,76	1:24:02	10,56	2:55:19	9,37	4:18:23	9,79	1	ESM	461	M	811	1- ESM
505	4:19:28	GESTA Christine DUPUOY Michel	ALCF [33]	9,75	1:20:16	11,06	2:59:12	9,17	4:19:17	9,76	44	M/F	462	M	10	
506	4:19:28	LOYER Evelyne TISON Thierry	ACFNAC [59]	9,75	1:34:33	9,39	2:44:55	9,96	4:18:59	9,77	45	M/F	463	M	61	
507	4:19:35	BOUCHEZ Serge	Le Château D Olonne [85]	9,75	1:18:37	11,29	3:00:58	9,08	4:18:28	9,79	162	V1M	464	M	460	
508	4:19:36	LUSSEAU Thierry	ADRENALINE 33 [33]	9,75	1:22:25	10,77	2:57:11	9,27	4:18:49	9,78	163	V1M	465	M	760	
509	4:19:36	PICCOLO Christophe	ADRENALINE 33 [33]	9,75	1:22:25	10,77	2:57:11	9,27	4:18:50	9,78	131	SEM	466	M	588	
510	4:19:41	MAURY David	KILOVE [33]	9,75	1:16:59	11,53	3:02:42	8,99	4:19:13	9,76	164	V1M	467	M	770	
511	4:20:01	MC CALL Carali	Londres [GBR]	9,73	1:32:04	9,64	2:47:57	9,78	4:18:51	9,78	8	SEF	44	F	293	
512	4:20:02	TRESPAILLE Jean-Michel	Lege Cap Ferret [33]	9,73	1:23:30	10,63	2:56:32	9,31	4:19:26	9,75	132	SEM	468	M	290	
513	4:20:03	CASSAGNE Catherine	Andernos [33]	9,73	1:17:15	11,49	3:02:48	8,99	4:19:25	9,76	26	V1F	45	F	700	
514	4:20:09	BOUCHE Jacqueline TURPEAU Christine	CHU SPORT BORDEAUX [33]	9,73	1:31:16	9,72	2:48:53	9,73	4:19:20	9,76	10	F/F	469	M	6	
515	4:20:17	GORGELIER Laurent	Conches Gondoire [77]	9,72	1:24:51	10,46	2:55:26	9,37	4:19:18	9,76	133	SEM	470	M	309	
516	4:20:28	CHAMARD Christian	KEKES DU BOCAGE [79]	9,72	1:23:41	10,61	2:56:47	9,29	4:19:38	9,75	16	V3M	471	M	749	
517	4:20:31	LUCE Thierry	Lanton [33]	9,71	1:24:46	10,47	2:55:45	9,35	4:19:57	9,74	165	V1M	472	M	679	
518	4:20:31	PETIT Alexandre	FSPF [33]	9,71	1:26:37	10,25	2:53:54	9,45	4:19:27	9,75	134	SEM	473	M	379	
519	4:20:31	ROY Andre	KEKES DU BOCAGE [85]	9,71	1:27:32	10,14	2:52:59	9,50	4:19:42	9,74	17	V3M	474	M	747	
520	4:20:32	SARTOR Patrice	Andernos [33]	9,71	1:23:02	10,69	2:57:30	9,26	4:20:23	9,72	135	SEM	475	M	434	
521	4:20:35	BALCERZAK Laurent	ESC TERGNIER [02]	9,71	1:27:15	10,17	2:53:20	9,48	4:19:39	9,75	166	V1M	476	M	116	
522	4:20:47	DUBERGEY Julien	Paris [75]	9,70	1:22:07	10,81	2:58:40	9,20	4:19:43	9,74	136	SEM	477	M	602	
523	4:20:47	PAPE Jean-Remi	ANDERNOS TRIATHLON [33]	9,70	1:28:13	10,06	2:52:34	9,52	4:19:37	9,75	167	V1M	478	M	407	
524	4:20:49	NICOULEAU Olivier	US BREDOISE [33]	9,70	1:29:51	9,88	2:50:58	9,61	4:20:04	9,73	137	SEM	479	M	140	
525	4:21:13	HUE Christian	AS CEA GR [91]	9,69	1:29:45	9,89	2:51:28	9,58	4:20:07	9,73	57	V2M	480	M	322	
526	4:21:16	VIELCANET Didier VIELCANET Catherine	[12]	9,69	1:46:25	8,34	2:34:51	10,61	4:20:36	9,71	46	M/F	481	M	12	
527	4:21:39	MEILLACQ Bruno	Merignac [33]	9,67	1:21:15	10,92	3:00:24	9,11	4:21:29	9,68	58	V2M	482	M	258	
528	4:21:45	POEYMIROD Michel	CHU BORDEAUX [33]	9,67	1:23:33	10,62	2:58:12	9,22	4:20:59	9,70	168	V1M	483	M	156	
529	4:21:46	JINGAND Lucien	Martignas Sur Jalles [33]	9,67	1:16:14	11,64	3:05:32	8,86	4:21:26	9,68	169	V1M	484	M	688	
530	4:21:48	COPPERE Marc	Cestas [33]	9,67	1:24:21	10,52	2:57:27	9,26	4:21:26	9,68	170	V1M	485	M	472	
531	4:21:50	SINANOVIC Sylvain	Merignac [33]	9,67	1:17:44	11,42	3:04:06	8,92	4:21:34	9,68	171	V1M	486	M	642	

M/M = marathon Duo (Homme/Homme) • M/F = marathon Duo (Homme/Femme) • F/F = marathon Duo (Femme/Femme)
SE(?) = Senior • V(1,2,3,4)(?) = Vétérans • ES(?) = Espoir


Marathon Duo
Marathon (Femme)



RG.	TPS.	IDENTITE	PROVENANCE	KM/H.	TPS 1.	KM/H 1.	TPS 2.	KM/H 2.	TPS PUCE.	KM/H REEL.	RG./CAT.	CAT.	RG./SEX.	SEX.	DOS.	1ER.
532	4:21:50	FAUVEL Jacky	ASCGG POLYMUSCLEE [33]	9,67	1:21:16	10,92	3:00:34	9,10	4:21:12	9,69	172	V1M	487	M	204	
533	4:21:53	DUCROCQ Regis	FFTRI TRIATHLON [33]	9,66	1:21:05	10,95	3:00:48	9,09	4:21:04	9,69	173	V1M	488	M	534	
534	4:22:02	DULOS Christian	Tercis Les Bains [40]	9,66	1:26:57	10,21	2:55:05	9,38	4:21:20	9,68	59	V2M	489	M	123	
535	4:22:06	LEDUC Françoise GUEROUT Sophie	STADE BORDELAIS [33]	9,66	1:24:42	10,48	2:57:24	9,26	4:21:08	9,69	11	F/F	490	M	84	
536	4:22:42	QUESNEL Muriel	ACFNPC [59]	9,63	1:23:32	10,63	2:59:10	9,17	4:22:17	9,65	12	V2F	46	F	546	
537	4:22:42	PONS Christine BACON Jean-Louis	RUNNING AVENTURE SALLEBOEUF [33]	9,63	1:25:43	10,35	2:56:59	9,28	4:22:11	9,65	47	M/F	491	M	100	
538	4:22:55	MILLEROU Nicole	AS AMBARES [33]	9,63	1:24:15	10,54	2:58:40	9,20	4:22:10	9,65	27	V1F	47	F	268	
539	4:23:07	MULLER Walter	Hochdorf [SUI]	9,62	1:28:22	10,04	2:54:45	9,40	4:22:23	9,65	1	V4M	492	M	444	1- V4M
540	4:23:07	MADUR Thierry BAUDRY Odile	[33]	9,62	1:33:08	9,53	2:49:59	9,67	4:22:10	9,65	48	M/F	493	M	55	
541	4:23:22	VILLARD Pascal	Lanton [33]	9,61	1:21:17	10,92	3:02:05	9,02	4:22:22	9,65	174	V1M	494	M	410	
542	4:23:39	BOIRON Jean-Michel	KEKES DU BOCAGE [91]	9,60	1:27:32	10,14	2:56:07	9,33	4:22:47	9,63	18	V3M	495	M	646	
543	4:23:48	MIMAR Aline	CHU BORDEAUX [33]	9,59	1:30:36	9,80	2:53:12	9,49	4:22:59	9,62	13	V2F	48	F	151	
544	4:23:50	RATON Pascal	GROUPAMA [40]	9,59	1:25:30	10,38	2:58:20	9,21	4:23:30	9,60	138	SEM	496	M	636	
545	4:24:06	MAZIERES Yves	Perigueux [24]	9,58	1:20:12	11,07	3:03:54	8,93	4:23:33	9,60	60	V2M	497	M	643	
546	4:24:07	LAZARO Bruno	Merignac [33]	9,58	1:21:55	10,84	3:02:12	9,02	4:23:59	9,59	175	V1M	498	M	589	
547	4:24:11	PAILLARD Thierry	Chatellerault [86]	9,58	1:25:59	10,32	2:58:12	9,22	4:23:24	9,61	61	V2M	499	M	213	
548	4:24:12	VALENTIN Jacques	URC [51]	9,58	1:20:29	11,03	3:03:43	8,94	4:23:54	9,59	62	V2M	500	M	334	
549	4:24:13	BROCHARD Damien	CHEMINOT DE POITIERS [86]	9,58					4:24:13	9,58	176	V1M	501	M	223	
550	4:24:14	RITTER Christian	St Germain Du Puch [33]	9,58	1:30:55	9,76	2:53:19	9,48	4:23:05	9,62	63	V2M	502	M	153	
551	4:24:14	CHEMINADE Vinciane CHEMINADE Bernard	[33]	9,58	1:35:15	9,32	2:48:59	9,72	4:23:30	9,60	49	M/F	503	M	2	
552	4:24:16	BORGNE Stephane	Rouen [76]	9,58	1:26:05	10,31	2:58:11	9,22	4:23:09	9,62	177	V1M	504	M	393	
553	4:24:16	ALVAREZ Michel CALATAYUD Patrick	[33]	9,58	1:32:52	9,56	2:51:24	9,59	4:23:37	9,60	47	M/M	505	M	1102	
554	4:24:22	MERLY Dominique	CAV [33]	9,57	1:29:44	9,89	2:54:38	9,41	4:23:20	9,61	28	V1F	49	F	402	
555	4:24:31	THIERCELIN Sylvain	Meyzieu [69]	9,57	1:30:00	9,86	2:54:31	9,42	4:23:27	9,61	139	SEM	506	M	215	
556	4:25:03	TREHIN Stephane	Narrosse [40]	9,55	1:25:17	10,41	2:59:46	9,14	4:24:01	9,59	140	SEM	507	M	462	
557	4:25:12	DANTHEZ Frédéric	Villeneuve D Ornon [33]	9,54	1:16:52	11,55	3:08:20	8,72	4:24:49	9,56	141	SEM	508	M	682	
558	4:25:25	BUCHANAN Jason	Market Harborough [GBR]	9,53	1:18:45	11,27	3:06:40	8,80	4:24:24	9,57	178	V1M	509	M	277	
559	4:25:32	DONNART Regis	Talence [33]	9,53	1:22:30	10,76	3:03:02	8,98	4:24:32	9,57	142	SEM	510	M	608	
560	4:25:54	BISCH Jean-Luc	Lasserre [31]	9,52	1:21:50	10,85	3:04:04	8,93	4:25:00	9,55	143	SEM	511	M	436	
561	4:26:01	DESAGE Eric	Martignas Sur Jalles [33]	9,51	1:28:54	9,98	2:57:07	9,28	4:25:25	9,53	179	V1M	512	M	510	
562	4:26:02	DEYTS Laurent	GROUPAMA [40]	9,51	1:27:45	10,11	2:58:17	9,22	4:25:07	9,55	144	SEM	513	M	637	
563	4:26:10	VALERO Jean-Marie	Merignac [33]	9,51	1:20:05	11,08	3:06:05	8,83	4:25:16	9,54	180	V1M	514	M	718	
564	4:26:17	GOULHOT Stephane	Chaville [92]	9,50	1:24:29	10,51	3:01:48	9,04	4:25:23	9,54	181	V1M	515	M	601	
565	4:26:18	MORER Richard	Artigues Pres Bordeaux [33]	9,50	1:22:36	10,75	3:03:42	8,94	4:25:38	9,53	145	SEM	516	M	556	
566	4:26:19	LAVIGNE Daniel	Pugnac [33]	9,50	1:21:50	10,85	3:04:29	8,91	4:25:35	9,53	64	V2M	517	M	262	

M/M = marathon Duo (Homme/Homme) • M/F = marathon Duo (Homme/Femme) • F/F = marathon Duo (Femme/Femme)
SE(?) = Senior • V(1,2,3,4)(?) = Vétéran • ES(?) = Espoir


Marathon Duo
Marathon (Femme)



RG.	TPS.	IDENTITE	PROVENANCE	KM/H.	TPS 1.	KM/H 1.	TPS 2.	KM/H 2.	TPS PUCE.	KM/H REEL.	RG./CAT.	CAT.	RG./SEX.	SEX.	DOS.	1ER.
567	4:27:39	VALOUR Pascal BEAUFUCHET Philippe	ACFNPC [59]	9,46	1:34:33	9,39	2:53:06	9,49	4:27:10	9,47	48	M/M	518	M	87	
568	4:27:46	GRAVAUD Philippe	FF JUDO [33]	9,45	1:29:53	9,87	2:57:53	9,24	4:26:56	9,48	182	V1M	519	M	306	
569	4:28:18	ABDELMALEK Alain	RAID AVENTURE LEGE CAP FERRET [33]	9,43	1:20:17	11,06	3:08:01	8,74	4:27:47	9,45	19	V3M	520	M	818	
570	4:28:19	MICHENEAU Cyrille	Bordeaux [33]	9,43	1:24:54	10,45	3:03:25	8,96	4:27:27	9,46	183	V1M	521	M	789	
571	4:28:31	JOSSE Aurelie	Taussat [33]	9,42	1:21:59	10,83	3:06:32	8,81	4:28:00	9,44	9	SEF	50	F	519	
572	4:28:46	SORIA Denis	Bordeaux [33]	9,42	1:23:27	10,64	3:05:19	8,87	4:28:22	9,43	184	V1M	522	M	605	
573	4:28:52	GUHUR Pierre	Brevannes [94]	9,41	1:28:53	9,99	2:59:59	9,13	4:27:59	9,44	20	V3M	523	M	154	
574	4:29:00	PINEAU Karinne	Cestas [33]	9,41	1:30:15	9,83	2:58:45	9,19	4:28:55	9,41	29	V1F	51	F	721	
575	4:29:02	BASSAN Joel	Montendre [17]	9,41	1:30:51	9,77	2:58:11	9,22	4:29:02	9,41	185	V1M	524	M	327	
576	4:29:14	ESTORT Christophe	St Jean D Illac [33]	9,40	1:30:29	9,81	2:58:45	9,19	4:28:02	9,44	186	V1M	525	M	506	
577	4:29:14	CABROL Jean-Michel	St Jean D Illac [33]	9,40	1:30:30	9,81	2:58:44	9,19	4:28:02	9,44	187	V1M	526	M	507	
578	4:29:16	VIEL Antoine	Neuilly [92]	9,40	1:16:54	11,54	3:12:22	8,54	4:28:38	9,42	188	V1M	527	M	527	
579	4:29:16	BRISSY Arnaud	Garches [92]	9,40	1:30:49	9,77	2:58:27	9,21	4:28:44	9,42	146	SEM	528	M	284	
580	4:29:21	COMET Jean-Patrick	Carbon Blanc [33]	9,40	1:21:34	10,88	3:07:47	8,75	4:28:32	9,42	189	V1M	529	M	555	
581	4:29:26	BESSY Olivier	St Faust [64]	9,39	1:21:46	10,86	3:07:40	8,76	4:29:10	9,40	65	V2M	530	M	533	
582	4:29:35	DUET Eric	St Caprais De Bordeaux [33]	9,39	1:16:42	11,57	3:12:53	8,52	4:29:26	9,39	190	V1M	531	M	580	
583	4:29:55	LUCE Eric	Merignac [33]	9,38	1:20:05	11,08	3:09:50	8,66	4:29:35	9,39	191	V1M	532	M	581	
584	4:30:12	CHAVES BRUN Nathalie	Solomiac [32]	9,37	1:30:28	9,81	2:59:44	9,14	4:29:09	9,40	30	V1F	52	F	367	
585	4:30:12	BRUN Laurent	Auch [32]	9,37	1:30:28	9,81	2:59:44	9,14	4:29:09	9,40	192	V1M	533	M	361	
586	4:30:20	HEDELIUS Franck	Lyon [69]	9,36	1:24:39	10,49	3:05:41	8,85	4:29:55	9,38	66	V2M	534	M	505	
587	4:30:20	MIGNERY Pascal	Lyon [69]	9,36	1:24:40	10,48	3:05:40	8,85	4:29:55	9,38	193	V1M	535	M	477	
588	4:30:38	FICHET Claude	St Chartres [86]	9,35	1:34:30	9,39	2:56:08	9,33	4:29:29	9,39	194	V1M	536	M	357	
589	4:31:14	PAGLIA Philippe	Soyaux [16]	9,33	1:24:53	10,46	3:06:21	8,82	4:30:49	9,34	147	SEM	537	M	303	
590	4:31:34	PHELEP Jean-Jacques	Andernos [33]	9,32	1:28:12	10,06	3:03:22	8,96	4:30:42	9,35	67	V2M	538	M	670	
591	4:31:35	GSELL Philippe	Andernos [33]	9,32	1:29:39	9,90	3:01:56	9,03	4:31:26	9,32	195	V1M	539	M	431	
592	4:31:35	BELLIARD Gilbert	Andernos [33]	9,32	1:29:41	9,90	3:01:54	9,03	4:31:26	9,32	68	V2M	540	M	435	
593	4:31:35	CAMINS Eric ROSSIGNOL Didier	[33]	9,32	1:39:43	8,90	2:51:52	9,56	4:31:25	9,32	50	M/F	541	M	93	
594	4:31:40	MOUBECHÉ Stephane	Bonzac [33]	9,32	1:25:03	10,44	3:06:37	8,80	4:31:25	9,32	196	V1M	542	M	573	
595	4:32:21	PIERONNE Emmanuel	Laval [53]	9,29	1:31:14	9,73	3:01:07	9,07	4:31:10	9,33	197	V1M	543	M	488	
596	4:33:15	CHABOSSON Jean-Jacques	CAP AULNAT [63]	9,26	1:23:17	10,66	3:09:58	8,65	4:33:03	9,27	69	V2M	544	M	222	
597	4:33:28	BLASZCZYK Carole	Pessac [33]	9,25	1:22:30	10,76	3:10:58	8,60	4:32:37	9,28	31	V1F	53	F	677	
598	4:33:55	LABARTHE Roland	Pessac [33]	9,24	1:27:03	10,20	3:06:52	8,79	4:33:05	9,27	198	V1M	545	M	726	
599	4:34:09	BOUTET Nathalie	Clermont [40]	9,23	1:26:52	10,22	3:07:17	8,77	4:33:26	9,26	32	V1F	54	F	774	
600	4:34:09	BOUTET Alain	Clermont [40]	9,23	1:26:52	10,22	3:07:17	8,77	4:33:26	9,26	70	V2M	546	M	775	
601	4:34:11	FAURE Bruno	Lege Cap Ferret [33]	9,23	1:17:57	11,39	3:16:14	8,37	4:33:27	9,25	199	V1M	547	M	512	
602	4:34:20	SORIANO Marc	EAS-GY [78]	9,22	1:24:43	10,48	3:09:37	8,67	4:33:30	9,25	200	V1M	548	M	641	
603	4:34:32	FRANZEK-STERLIN Thierry	GROUPAMA [33]	9,22	1:21:18	10,92	3:13:14	8,50	4:33:31	9,25	71	V2M	549	M	634	

M/M = marathon Duo (Homme/Homme) • M/F = marathon Duo (Homme/Femme) • F/F = marathon Duo (Femme/Femme)
SE(?) = Senior • V(1,2,3,4)(?) = Vétéran • ES(?) = Espoir


Marathon Duo
Marathon (Femme)



RG.	TPS.	IDENTITE	PROVENANCE	KM/H.	TPS 1.	KM/H 1.	TPS 2.	KM/H 2.	TPS PUCE.	KM/H REEL.	RG./CAT.	CAT.	RG./SEX.	SEX.	DOS.	1ER.
604	4:35:29	FLEURETTE Romain	Chambray [37]	9,19	1:22:19	10,78	3:13:10	8,51	4:34:49	9,21	201	V1M	550	M	768	
605	4:36:08	BASSAN ANDRIEU Laure	Montendre [17]	9,16	1:29:12	9,95	3:06:56	8,79	4:35:52	9,17	33	V1F	55	F	328	
606	4:36:14	COUDERC Olivier	Cubzac Les Ponts [33]	9,16	1:16:25	11,62	3:19:49	8,22	4:36:07	9,17	148	SEM	551	M	276	
607	4:36:16	JAY Eric	St Vivien De Blaye [33]	9,16	1:16:26	11,61	3:19:50	8,22	4:36:09	9,16	202	V1M	552	M	242	
608	4:37:02	MEGRAUD Isabelle	Le Bouscat [33]	9,13	1:30:40	9,79	3:06:22	8,82	4:36:30	9,15	34	V1F	56	F	743	
609	4:37:19	DUBOR François	Mios [33]	9,13	1:24:21	10,52	3:12:58	8,51	4:37:14	9,13	203	V1M	553	M	648	
610	4:37:19	BARDIN Thierry	Virazeil [47]	9,13	1:31:03	9,75	3:06:16	8,82	4:36:31	9,15	204	V1M	554	M	607	
611	4:37:24	LAMY Edith DAVID Philippe	LES KEKES DU BOCAGE [79]	9,12	1:35:25	9,30	3:01:59	9,03	4:36:32	9,15	51	M/F	555	M	1104	
612	4:37:34	LOGEAS Ludovic	Libourne [33]	9,12	1:27:05	10,19	3:10:29	8,63	4:36:35	9,15	149	SEM	556	M	816	
613	4:37:53	FELIX Gilbert	St Medard En Jalles [33]	9,11	1:23:05	10,68	3:14:48	8,43	4:37:43	9,11	72	V2M	557	M	738	
614	4:38:17	PACCOT Guillaume	SC ARES OXYGENE [33]	9,09	1:18:59	11,24	3:19:18	8,24	4:37:53	9,11	205	V1M	558	M	776	
615	4:38:41	ARRIEUDEBAT Thierry	Libourne [33]	9,08	1:25:59	10,32	3:12:42	8,53	4:38:10	9,10	206	V1M	559	M	489	
616	4:38:43	MARTIN Claudine	Brevannes [94]	9,08	1:33:38	9,48	3:05:05	8,88	4:37:57	9,10	1	V3F	57	F	155	1- VF3
617	4:38:57	CLAVILIER Sebastien	Limoges [87]	9,07	1:31:48	9,67	3:07:09	8,78	4:38:31	9,09	150	SEM	560	M	342	
618	4:38:57	SECHAUD Mathieu	Limoges [87]	9,07	1:31:48	9,67	3:07:09	8,78	4:38:32	9,09	151	SEM	561	M	366	
619	4:39:02	LAURES Sebastien	Floirac [33]	9,07	1:19:13	11,20	3:19:49	8,22	4:38:46	9,08	152	SEM	562	M	394	
620	4:39:05	ROY Christine	CA PICTAVE [86]	9,07	1:27:13	10,18	3:11:52	8,56	4:38:33	9,08	35	V1F	58	F	250	
621	4:39:17	WONE Patrice	ALCF [33]	9,06	1:34:26	9,40	3:04:51	8,89	4:38:30	9,09	73	V2M	563	M	136	
622	4:39:28	LACOURTE Philippe	Ares [33]	9,06	1:23:04	10,69	3:16:24	8,37	4:39:16	9,06	207	V1M	564	M	245	
623	4:39:43	CREUSOT Yannick	Cap Ferret [33]	9,05	1:30:51	9,77	3:08:52	8,70	4:38:37	9,08	153	SEM	565	M	732	
624	4:39:56	JARAUDIAS Bruno	THALES SYSTEMES AEROPORTES [33]	9,04	1:23:09	10,67	3:16:47	8,35	4:39:42	9,05	208	V1M	566	M	228	
625	4:40:16	RAOUTS Annick	Merignac [33]	9,03	1:29:43	9,89	3:10:33	8,62	4:39:43	9,05	36	V1F	59	F	283	
626	4:40:21	MIARD Patrick	Camblanes [33]	9,03	1:30:29	9,81	3:09:52	8,65	4:39:25	9,06	209	V1M	567	M	404	
627	4:40:28	DOMENGE Frédéric	St Aubin De Medoc [33]	9,02	1:29:54	9,87	3:10:34	8,62	4:39:38	9,05	210	V1M	568	M	739	
628	4:40:28	LARRIEU Jean-Marie	St Medard En Jalles [33]	9,02	1:29:54	9,87	3:10:34	8,62	4:39:38	9,05	211	V1M	569	M	647	
629	4:41:07	DUCOURNEAU Laurent	Gradignan [33]	9,00	1:20:54	10,97	3:20:13	8,21	4:40:36	9,02	154	SEM	570	M	593	
630	4:41:17	CUVIER Lionel	Le Pian Medoc [33]	9,00	1:21:25	10,90	3:19:52	8,22	4:40:38	9,02	155	SEM	571	M	437	
631	4:41:23	PESTEIL Denis	Servieres Le Château [19]	8,99	1:35:12	9,32	3:06:11	8,83	4:40:19	9,03	74	V2M	572	M	415	
632	4:41:23	VIDAL Vincent	Darazac [19]	8,99	1:35:12	9,32	3:06:11	8,83	4:40:18	9,03	212	V1M	573	M	414	
633	4:41:23	MARINIE Christine NEIGE Olivier	[19]	8,99	1:35:12	9,32	3:06:11	8,83	4:40:18	9,03	52	M/F	574	M	21	
634	4:41:24	LAPLANCHE Daniel	Gradignan [33]	8,99	1:26:43	10,24	3:14:41	8,44	4:40:30	9,02	75	V2M	575	M	557	
635	4:41:26	CEREJA Mikael	Lege Cap Ferret [33]	8,99	1:16:03	11,67	3:25:23	8,00	4:40:59	9,01	156	SEM	576	M	805	
636	4:41:28	HOU Genevieve	ALCF [33]	8,99	1:40:45	8,81	3:00:43	9,09	4:40:19	9,03	14	V2F	60	F	363	
637	4:41:30	BERTIN Alain	ASAP [33]	8,99	1:30:16	9,83	3:11:14	8,59	4:40:18	9,03	76	V2M	577	M	701	
638	4:41:35	MARTOS Mercedes BORES Patricia	MILLES PATTES [33]	8,99	1:30:01	9,86	3:11:34	8,58	4:41:07	9,00	12	F/F	578	M	1108	

M/M = marathon Duo (Homme/Homme) • M/F = marathon Duo (Homme/Femme) • F/F = marathon Duo (Femme/Femme)
SE(?) = Senior • V(1,2,3,4)(?) = Vétérans • ES(?) = Espoir


Marathon Duo
Marathon (Femme)



RG.	TPS.	IDENTITE	PROVENANCE	KM/H.	TPS 1.	KM/H 1.	TPS 2.	KM/H 2.	TPS PUCE.	KM/H REEL.	RG./CAT.	CAT.	RG./SEX.	SEX.	DOS.	1ER.
639	4:41:41	ESCORIZA-MARTINEZ Alain HERVIOU Patrick	SCREG SO [33]	8,98	1:13:06	12,14	3:28:35	7,88	4:41:28	8,99	49	M/M	579	M	1110	
640	4:41:41	LETELLIER Laurent SCHELL Claude	SCREG SO [33]	8,98	1:20:06	11,08	3:21:35	8,15	4:41:26	8,99	50	M/M	580	M	1111	
641	4:41:41	VERGEZ Pierre	GROUPAMA [33]	8,98	1:34:50	9,36	3:06:51	8,79	4:40:47	9,01	157	SEM	581	M	614	
642	4:42:16	DENISE Yvan	AKRO BITUME [17]	8,97	1:31:07	9,74	3:11:09	8,60	4:42:00	8,97	213	V1M	582	M	146	
643	4:42:19	AUBONNEAU Christian	KILOVE [33]	8,96	1:18:59	11,24	3:23:20	8,08	4:41:50	8,98	77	V2M	583	M	772	
644	4:42:28	BOULAIS Frantz	UA GUJAN MESTRAS [33]	8,96	1:24:55	10,45	3:17:33	8,32	4:41:32	8,99	158	SEM	584	M	676	
645	4:43:59	GASSIOT Severine	Beychac Et Caillau [33]	8,91	1:21:59	10,83	3:22:00	8,13	4:43:17	8,93	10	SEF	61	F	224	
646	4:44:15	WACH Laurent	Bordeaux [33]	8,90	1:29:44	9,89	3:14:31	8,45	4:43:34	8,92	159	SEM	585	M	336	
647	4:44:17	POQUET Alain	DASSAULT BORDEAUX SPORT [33]	8,90	1:25:10	10,42	3:19:07	8,25	4:44:00	8,91	214	V1M	586	M	698	
648	4:44:30	LAFOUGERE Gerard	Bassens [33]	8,89	1:30:00	9,86	3:14:30	8,45	4:43:49	8,92	78	V2M	587	M	785	
649	4:44:33	HERREROS Marie-Christine	STADE BORDELAIS [33]	8,89	1:30:35	9,80	3:13:58	8,47	4:44:09	8,91	15	V2F	62	F	385	
650	4:44:38	ANGUILLE Gregory	St Cyr Sur Loire [37]	8,89	1:20:32	11,02	3:24:06	8,05	4:44:11	8,90	160	SEM	588	M	152	
651	4:44:45	TISSOT Jean-Michel	Rebigue [31]	8,89	1:30:37	9,79	3:14:08	8,46	4:44:28	8,90	215	V1M	589	M	137	
652	4:44:48	ANGULO Jean-Christophe	Goyrans [31]	8,89	1:26:10	10,30	3:18:38	8,27	4:44:25	8,90	216	V1M	590	M	162	
653	4:44:48	ANGULO Nathalie	Goyrans [31]	8,89	1:26:10	10,30	3:18:38	8,27	4:44:26	8,90	37	V1F	63	F	163	
654	4:44:53	READ Richard	EASTLEIGH RUNNING CLUB [GBR]	8,88	1:34:24	9,40	3:10:29	8,63	4:43:50	8,92	79	V2M	591	M	117	
655	4:45:09	PI Richard	Mareuil [24]	8,87	1:25:23	10,40	3:19:46	8,22	4:44:07	8,91	21	V3M	592	M	558	
656	4:45:46	BONNEFOY Gerard	ASCGG [33]	8,86	1:24:58	10,45	3:20:48	8,18	4:45:03	8,88	80	V2M	593	M	703	
657	4:46:00	SENSAY Philippe	LECLERC [33]	8,85	1:24:48	10,47	3:21:12	8,17	4:45:24	8,87	217	V1M	594	M	523	
658	4:46:20	GRATIAS Laurent	Izon [33]	8,84	1:28:08	10,07	3:18:12	8,29	4:45:20	8,87	218	V1M	595	M	723	
659	4:46:25	MARCHAIS Alain	La Grande Motte [34]	8,84	1:32:20	9,61	3:14:05	8,47	4:45:24	8,87	219	V1M	596	M	728	
660	4:46:37	LABRO Catherine PELLADEAU Catherine	[33]	8,83	1:27:38	10,13	3:18:59	8,26	4:45:30	8,86	13	F/F	597	M	95	
661	4:46:54	JIMENEZ Manu	SCREG SO [33]	8,82	1:21:24	10,90	3:25:30	8,00	4:46:27	8,83	161	SEM	598	M	797	
662	4:47:34	DIROU Frederique DIROU Jérôme	[33]	8,80	1:33:53	9,45	3:13:41	8,48	4:46:40	8,83	53	M/F	599	M	1121	
663	4:47:38	MAGNE Philippe	Bordeaux [33]	8,80					4:47:38	8,80	81	V2M	600	M	351	
664	4:47:41	JORDAN Alain	AS VOUILLE [86]	8,80	1:28:53	9,99	3:18:48	8,26	4:46:53	8,82	22	V3M	601	M	298	
665	4:47:44	QUIQUEREZ Philippe	Agen [47]	8,79	1:40:43	8,81	3:07:01	8,79	4:46:33	8,83	82	V2M	602	M	508	
666	4:47:59	DEZITTER Gisele	AS SPORT ENDURANCE [33]	8,79	1:25:04	10,43	3:22:55	8,10	4:47:16	8,81	16	V2F	64	F	639	
667	4:47:59	BRUNETEAU Didier	Celles Sur Belle [79]	8,79	1:31:18	9,72	3:16:41	8,35	4:47:01	8,82	220	V1M	603	M	491	
668	4:48:32	TISSOT Blandine	Demi Quartier [74]	8,77	1:40:43	8,81	3:07:49	8,75	4:47:27	8,80	38	V1F	65	F	337	
669	4:48:55	PLEWA Stanislas	ACFNPC [59]	8,76	1:34:32	9,39	3:14:23	8,45	4:48:30	8,77	83	V2M	604	M	547	
670	4:49:16	BRACQ Alfred BRACQ Claudette	ACFNAC [59]	8,75	1:39:17	8,94	3:09:59	8,65	4:48:47	8,76	54	M/F	605	M	60	
671	4:50:16	CLAVE Isabelle CLAVE François	[33]	8,72	1:40:03	8,87	3:10:13	8,64	4:50:08	8,72	55	M/F	606	M	1122	
672	4:50:22	ROUDIL Maxime	Merignac [33]	8,72	1:30:35	9,80	3:19:47	8,22	4:49:49	8,73	162	SEM	607	M	120	

M/M = marathon Duo (Homme/Homme) • M/F = marathon Duo (Homme/Femme) • F/F = marathon Duo (Femme/Femme)
SE(?) = Senior • V(1,2,3,4)(?) = Vétérans • ES(?) = Espoir


Marathon Duo
Marathon (Femme)



RG.	TPS.	IDENTITE	PROVENANCE	KM/H.	TPS 1.	KM/H 1.	TPS 2.	KM/H 2.	TPS PUCE.	KM/H REEL.	RG./CAT.	CAT.	RG./SEX.	SEX.	DOS.	1ER.
673	4:50:23	DUPUY Patrice	Lege Cap Ferret [33]	8,71	1:27:47	10,11	3:22:36	8,11	4:50:08	8,72	84	V2M	608	M	729	
674	4:50:38	MOREAU Jean-Marie	Le Chesnay [78]	8,71	1:32:00	9,65	3:18:38	8,27	4:50:19	8,72	23	V3M	609	M	734	
675	4:50:52	LAFURIE Claude	CS BOURGOIN-JALLIEU [38]	8,70	1:21:50	10,85	3:29:02	7,86	4:50:08	8,72	85	V2M	610	M	430	
676	4:51:29	LAHITON Henri DARMECIER Delphine	[33]	8,68	1:28:33	10,02	3:22:56	8,10	4:50:46	8,70	56	M/F	611	M	1125	
677	4:51:36	HUE Jean-Claude	St Cheron [91]	8,68	1:30:37	9,79	3:20:59	8,17	4:50:30	8,71	221	V1M	612	M	389	
678	4:52:02	GUICHARD Patrick	COURIR A LA BAULE [44]	8,67	1:30:28	9,81	3:21:34	8,15	4:51:31	8,68	86	V2M	613	M	469	
679	4:52:02	PONCET Sabine	COURIR A LA BAULE [44]	8,67	1:30:29	9,81	3:21:33	8,15	4:51:32	8,68	11	SEF	66	F	468	
680	4:52:06	LESGOIRRES David	Marseille [13]	8,66	1:29:46	9,89	3:22:20	8,12	4:51:05	8,69	163	SEM	614	M	239	
681	4:52:06	THEUX Philippe	Arengosse [40]	8,66	1:33:55	9,45	3:18:11	8,29	4:51:11	8,69	222	V1M	615	M	767	
682	4:53:19	BELMUDES Romain	Bordeaux [33]	8,63	1:31:35	9,69	3:21:44	8,14	4:52:21	8,66	164	SEM	616	M	531	
683	4:53:23	BROCA Stephane	La Teste De Buch [33]	8,63	1:24:08	10,55	3:29:15	7,85	4:52:59	8,64	165	SEM	617	M	561	
684	4:53:24	COSTE Anthony	Merignac [33]	8,62	1:27:43	10,12	3:25:41	7,99	4:52:15	8,66	166	SEM	618	M	566	
685	4:54:41	BRAUD Tony	Gujan Mestras [33]	8,59	1:25:31	10,38	3:29:10	7,85	4:54:16	8,60	223	V1M	619	M	783	
686	4:54:44	LEMOINE Jean-Pierre	Le Bouscat [33]	8,59	1:33:13	9,52	3:21:31	8,15	4:54:04	8,61	87	V2M	620	M	172	
687	4:55:32	DAUBECH Matthias	Bordeaux [33]	8,56	1:36:01	9,24	3:19:31	8,23	4:55:18	8,57	167	SEM	621	M	347	
688	4:55:32	VOLBART Pascale DE GALZAIN Philippe	AS AMRISPORTS [33]	8,56	1:39:50	8,89	3:15:42	8,40	4:55:24	8,57	57	M/F	622	M	5	
689	4:55:37	ROUSSELET Jocelyne	KEKES DU BOCAGE [53]	8,56	1:36:55	9,16	3:18:42	8,27	4:54:42	8,59	17	V2F	67	F	464	
690	4:55:38	GOUABAULT Nadine	USCHANGE JOGGING [53]	8,56	1:36:55	9,16	3:18:43	8,27	4:54:43	8,59	18	V2F	68	F	427	
691	4:55:48	JEUSEL Hubert	Gradignan [33]	8,55	1:39:49	8,89	3:15:59	8,38	4:54:40	8,59	224	V1M	623	M	570	
692	4:55:58	RICO Daniel	Lacanau De Mios [33]	8,55	1:31:07	9,74	3:24:51	8,02	4:55:11	8,57	88	V2M	624	M	708	
693	4:56:23	MONTEL Laurent	St Medard En Jalles [33]	8,54	1:31:15	9,73	3:25:08	8,01	4:55:44	8,56	225	V1M	625	M	285	
694	4:56:25	CORRIHONS Jean-Jacques	Le Pian Medoc [33]	8,54	1:26:51	10,22	3:29:34	7,84	4:55:54	8,55	89	V2M	626	M	693	
695	4:56:27	DUFOUR Jean-Marc	Pessac [33]	8,54	1:36:14	9,22	3:20:13	8,21	4:55:19	8,57	90	V2M	627	M	289	
696	4:57:10	ABBOTT Sue	EASTLEIGH RUNNING CLUB [GBR]	8,52	1:29:03	9,97	3:28:07	7,89	4:56:08	8,55	39	V1F	69	F	115	
697	4:57:17	VERA Sebastien	Bordeaux [33]	8,51	1:38:34	9,00	3:18:43	8,27	4:56:40	8,53	168	SEM	628	M	353	
698	4:57:48	BAURIN Philippe	ACFNPC [59]	8,50	1:18:43	11,28	3:39:05	7,50	4:57:36	8,50	91	V2M	629	M	549	
699	4:57:48	WOJCIESZONAK Marie-Therese	CHU BORDEAUX [33]	8,50	1:35:03	9,34	3:22:45	8,10	4:56:59	8,52	19	V2F	70	F	198	
700	4:58:27	FILLON Eric	Loupes [33]	8,48	1:31:40	9,68	3:26:47	7,95	4:57:39	8,50	169	SEM	630	M	368	
701	4:58:27	FILLON Helene	Loupes [33]	8,48	1:31:40	9,68	3:26:47	7,95	4:57:40	8,50	12	SEF	71	F	369	
702	4:59:16	CAMBUS Francis	Tarbes [65]	8,46	1:34:52	9,36	3:24:24	8,04	4:58:13	8,49	24	V3M	631	M	364	
703	4:59:39	PRAT FOURCADE Thierry	Cezac [33]	8,44	1:33:21	9,51	3:26:18	7,96	4:58:57	8,46	226	V1M	632	M	128	
704	5:00:33	BERTRANDIAS Joel	Guitres [33]	8,42	1:33:06	9,53	3:27:27	7,92	4:59:48	8,44	170	SEM	633	M	171	
705	5:01:07	ALIS Ceydric	Merignac [33]	8,40	1:38:00	9,06	3:23:07	8,09	4:59:57	8,44	227	V1M	634	M	254	
706	5:01:33	LAPLANCHE Franck	Quinsac [33]	8,39	1:27:05	10,19	3:34:28	7,66	5:00:49	8,41	228	V1M	635	M	475	
707	5:01:33	FREDOU Claude BENEDETTI Jean-Paul	[33]	8,39	1:35:33	9,29	3:26:00	7,98	5:00:20	8,43	51	M/M	636	M	1103	
708	5:01:58	CHETANNEAU Olivier	Montevideo [00]	8,38	1:32:17	9,62	3:29:41	7,84	5:00:58	8,41	229	V1M	637	M	487	

M/M = marathon Duo (Homme/Homme) • M/F = marathon Duo (Homme/Femme) • F/F = marathon Duo (Femme/Femme)
SE(?) = Senior • V(1,2,3,4)(?) = Vétérans • ES(?) = Espoir


Marathon Duo
Marathon (Femme)



RG.	TPS.	IDENTITE	PROVENANCE	KM/H.	TPS 1.	KM/H 1.	TPS 2.	KM/H 2.	TPS PUCE.	KM/H REEL.	RG./CAT.	CAT.	RG./SEX.	SEX.	DOS.	1ER.
709	5:02:52	JEUSEL Stephane	THALES [53]	8,36	1:42:04	8,70	3:20:48	8,18	5:01:44	8,39	230	V1M	638	M	569	
710	5:02:58	SIGRIST Marc	Villenave D Ornon [33]	8,35	1:31:31	9,70	3:31:27	7,77	5:02:32	8,36	171	SEM	639	M	710	
711	5:03:22	KROCHMALUK Stephane	Villenave D Ornon [33]	8,34	1:33:21	9,51	3:30:01	7,82	5:02:18	8,37	172	SEM	640	M	310	
712	5:05:17	CHARTROULE Veronique	Perigueux [24]	8,29	1:43:18	8,59	3:21:59	8,13	5:04:07	8,32	40	V1F	72	F	314	
713	5:05:27	BOUCHERON Jean-Patrick	Limoges [87]	8,28	1:26:42	10,24	3:38:45	7,51	5:05:00	8,30	173	SEM	641	M	302	
714	5:05:30	BOULITEAU Bernard	RAPETOU [47]	8,28	1:24:32	10,50	3:40:58	7,44	5:05:08	8,29	231	V1M	642	M	649	
715	5:05:30	BARRE Evelyne	Garons [30]	8,28	1:31:40	9,68	3:33:50	7,68	5:04:31	8,31	20	V2F	73	F	212	
716	5:06:14	DE GRIEVE Benoit	Ludon Medoc [33]	8,26	1:33:06	9,53	3:33:08	7,71	5:05:28	8,28	174	SEM	643	M	134	
717	5:06:34	PIKE Bernard	ALCF [33]	8,25	1:30:34	9,80	3:36:00	7,61	5:05:49	8,27	92	V2M	644	M	493	
718	5:06:43	DELAPORTE Patrick	UA TARBES STADO [65]	8,25	1:35:19	9,31	3:31:24	7,77	5:05:35	8,28	93	V2M	645	M	365	
719	5:07:23	GAY Christophe	Bassens [33]	8,23	1:33:36	9,48	3:33:47	7,69	5:06:27	8,26	232	V1M	646	M	664	
720	5:07:51	BRETEL Damien	Miramont De Guyenne [47]	8,22	1:30:38	9,79	3:37:13	7,56	5:06:54	8,25	175	SEM	647	M	683	
721	5:07:59	LE GALL Olivier	Trois Palis [16]	8,22	1:31:37	9,69	3:36:22	7,59	5:06:59	8,24	176	SEM	648	M	292	
722	5:08:07	LAFITTE Martial	Camblanes [33]	8,21	1:38:00	9,06	3:30:07	7,82	5:07:12	8,24	233	V1M	649	M	568	
723	5:08:14	ROUBANOFF Emmanuelle	Trois Palis [16]	8,21	1:39:47	8,89	3:28:27	7,88	5:07:15	8,24	13	SEF	74	F	138	
724	5:08:29	BAECHLER LOURDIN Sandrine	St Aubin De Medoc [33]	8,20	1:32:47	9,57	3:35:42	7,62	5:07:33	8,23	41	V1F	75	F	388	
725	5:08:29	LACROIX Marie-Odile	St Caprais De Bordeaux [33]	8,20	1:33:40	9,48	3:34:49	7,65	5:07:39	8,23	42	V1F	76	F	535	
726	5:08:29	VINZIO Pascal	Eysines [33]	8,20	1:35:10	9,33	3:33:19	7,70	5:07:34	8,23	234	V1M	650	M	387	
727	5:08:50	SOSINSKI Jacques-Philippe	Villenave D Ornon [33]	8,19	1:34:59	9,34	3:33:51	7,68	5:08:24	8,21	94	V2M	651	M	575	
728	5:10:22	DESTRAC Claude CASTEL Alain	[33]	8,15	1:48:08	8,21	3:22:14	8,12	5:09:13	8,18	52	M/M	652	M	27	
729	5:11:05	GONTHIER Cyril	ACFNPC [62]	8,13	1:33:13	9,52	3:37:52	7,54	5:10:35	8,15	177	SEM	653	M	551	
730	5:11:36	FERNANDEZ Berangere	LOS ASTIAUS [40]	8,12	1:40:26	8,84	3:31:10	7,78	5:10:44	8,14	43	V1F	77	F	528	
731	5:13:44	SAVI Laurent	Pissos [40]	8,07	1:33:59	9,44	3:39:45	7,48	5:13:12	8,08	25	V3M	654	M	217	
732	5:13:56	LABARRE DE SAINT GERMAIN Muriel	Lege Cap Ferret [33]	8,06	1:36:19	9,21	3:37:37	7,55	5:13:34	8,07	44	V1F	78	F	766	
733	5:14:07	CONDE Didier	Andernos [33]	8,06	1:31:53	9,66	3:42:14	7,39	5:13:30	8,07	95	V2M	655	M	231	
734	5:14:08	CONDE Christine	Andernos [33]	8,06	1:31:53	9,66	3:42:15	7,39	5:13:29	8,07	21	V2F	79	F	232	
735	5:15:22	PESQUE Jean-Jacques	Gradignan [33]	8,02	1:28:43	10,00	3:46:39	7,25	5:14:41	8,04	96	V2M	656	M	301	
736	5:15:42	RAPEAU Jean-Jacques	ASH [33]	8,02	1:34:51	9,36	3:40:51	7,44	5:14:46	8,04	97	V2M	657	M	758	
737	5:15:42	RAPEAU Marine	ASH [33]	8,02	1:34:51	9,36	3:40:51	7,44	5:14:46	8,04	1	ESF	80	F	757	1- ESM
738	5:15:45	LEDUC Herve	St Morillon [33]	8,01	1:32:01	9,65	3:43:44	7,34	5:15:22	8,02	178	SEM	658	M	252	
739	5:17:12	LAMBRET Christian	St Medard En Jalles [33]	7,98	1:28:37	10,02	3:48:35	7,19	5:16:38	7,99	98	V2M	659	M	740	
740	5:18:34	LAFARGUE Lionel	GROUPAMA [33]	7,94	1:29:45	9,89	3:48:49	7,18	5:17:52	7,96	235	V1M	660	M	616	
741	5:18:34	FONTA Jean-Pierre	SNECMA [33]	7,94	1:30:45	9,78	3:47:49	7,21	5:18:18	7,95	99	V2M	661	M	287	
742	5:20:54	PILLET Marie-Pierre	Montendre [17]	7,89	1:31:07	9,74	3:49:47	7,15	5:20:38	7,89	45	V1F	81	F	109	
743	5:22:31	BONNIN Manuel	Pessac [33]	7,85	1:26:40	10,24	3:55:51	6,97	5:22:09	7,85	100	V2M	662	M	814	
744	5:22:38	WERMELINGER Josef	[SUI]	7,84	1:41:47	8,72	3:40:51	7,44	5:21:53	7,86	26	V3M	663	M	826	
745	5:22:47	COMET Chantal	Lormont [33]	7,84	1:40:04	8,87	3:42:43	7,38	5:21:56	7,86	46	V1F	82	F	554	

M/M = marathon Duo (Homme/Homme) • M/F = marathon Duo (Homme/Femme) • F/F = marathon Duo (Femme/Femme)
SE(?) = Senior • V(1,2,3,4)(?) = Vétérans • ES(?) = Espoir

Marathon Duo
Marathon (Femme)



RG.	TPS.	IDENTITE	PROVENANCE	KM/H.	TPS 1.	KM/H 1.	TPS 2.	KM/H 2.	TPS PUCE.	KM/H REEL.	RG./CAT.	CAT.	RG./SEX.	SEX.	DOS.	1ER.
746	5:22:47	BROUQUE Patrick	Bordeaux [33]	7,84	1:40:04	8,87	3:42:43	7,38	5:21:55	7,86	101	V2M	664	M	553	
747	5:23:35	GAUTIER Benoit	Nancy [54]	7,82	1:29:45	9,89	3:53:50	7,03	5:23:15	7,83	102	V2M	665	M	111	
748	5:25:41	DUVAL Denis	Pre En Paul [53]	7,77	1:32:49	9,56	3:52:52	7,05	5:24:52	7,79	103	V2M	666	M	177	
749	5:27:03	CAUSSE Pascal	SC ARES OXYGENE [33]	7,74	1:33:12	9,52	3:53:51	7,03	5:26:31	7,75	236	V1M	667	M	808	
750	5:28:17	MARTIAL Monique	Bordeaux [33]	7,71	1:38:08	9,04	3:50:09	7,14	5:27:11	7,73	22	V2F	83	F	756	
751	5:30:37	FARROW Andrew	Confolens [16]	7,65	1:38:19	9,03	3:52:18	7,07	5:29:34	7,68	179	SEM	668	M	325	
752	5:31:12	GRISLAIN Bertrand	ASPTT BORDEAUX [33]	7,64	1:33:42	9,47	3:57:30	6,92	5:30:24	7,66	180	SEM	669	M	656	
753	5:33:00	DURAND Claire	Monts [37]	7,60	1:44:18	8,51	3:48:42	7,18	5:32:01	7,62	2	V3F	84	F	331	
754	5:35:16	DULON Jean-Paul	PASS RUNNING [33]	7,55	1:35:54	9,25	3:59:22	6,86	5:34:09	7,57	104	V2M	670	M	149	
755	5:38:13	VILLARD Daniel	Coulouniex Chamiers [24]	7,48	1:39:17	8,94	3:58:56	6,88	5:37:37	7,49	105	V2M	671	M	383	
756	5:40:05	BAILLOU Jean-Herve	Bordeaux [33]	7,44	1:43:15	8,60	3:56:50	6,94	5:39:30	7,45	106	V2M	672	M	352	
757	5:43:19	BEYLOT Bernard	Bordeaux [33]	7,37	1:35:05	9,33	4:08:14	6,62	5:42:30	7,39	107	V2M	673	M	717	
758	5:49:44	FERGUSON Caitlin	Londres [GBR]	7,23	1:51:41	7,95	3:58:03	6,90	5:48:34	7,26	14	SEF	85	F	315	
759	5:52:48	CASTELLANO Sandra	Madrid [ESP]	7,17	1:52:56	7,86	3:59:52	6,85	5:51:38	7,20	23	V2F	86	F	370	
760	5:53:13	BARDIN Marie-Odile	Virazeil [47]	7,16	1:49:14	8,12	4:03:59	6,73	5:52:25	7,18	47	V1F	87	F	606	
761	5:55:10	DARTIALH Jacques	ASCGG POLYMUSCLEE [33]	7,12	1:34:18	9,41	4:20:52	6,30	5:54:03	7,15	108	V2M	674	M	182	
762	6:19:29	CERRATO Martine	ASCGG POLYMUSCLEE [33]	6,67	1:52:29	7,89	4:27:00	6,15	6:18:22	6,69	24	V2F	88	F	243	
763	6:19:44	DEGERS Françoise	ASRTARAC FOND CLUB [32]	6,66	1:52:44	7,87	4:27:00	6,15	6:18:52	6,68	25	V2F	89	F	406	

